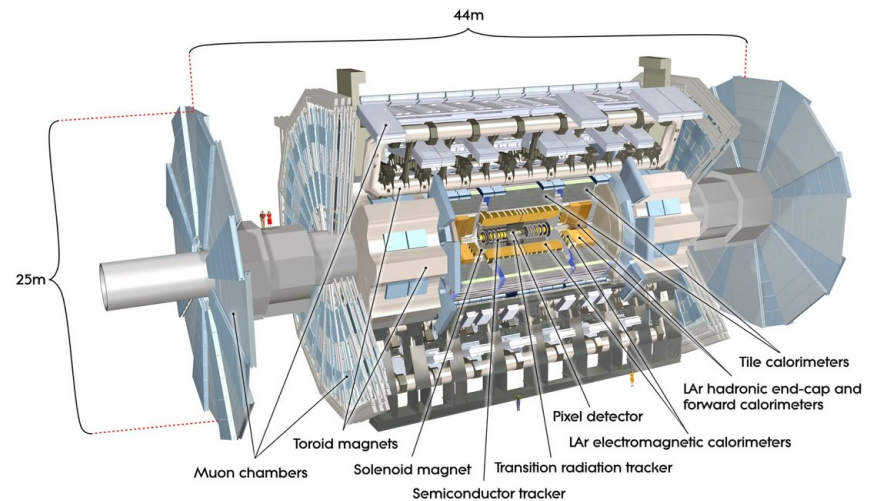


# Physics Program of the experiments at Large Hadron Collider

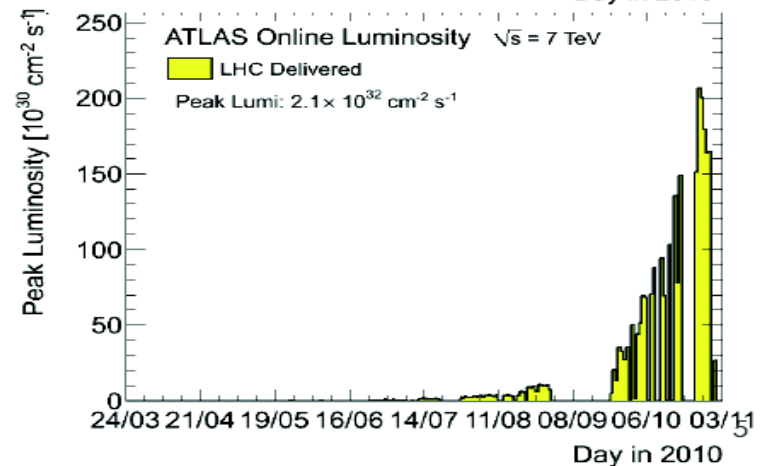
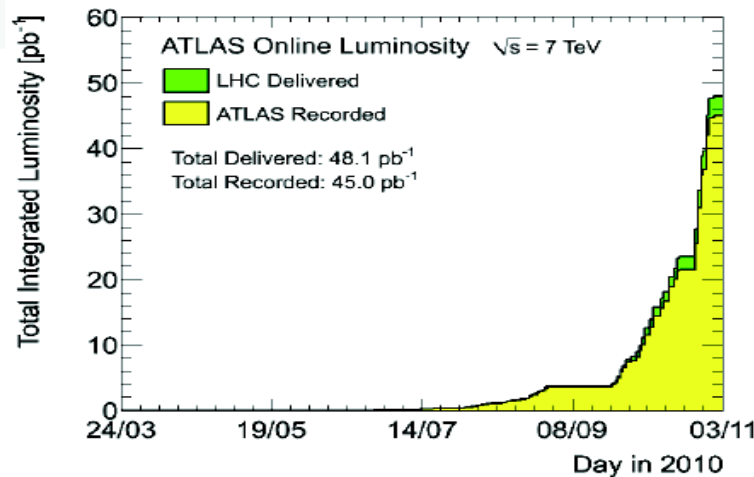
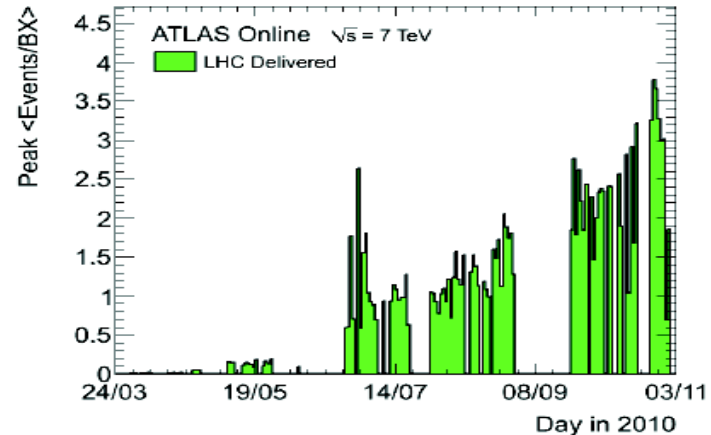
## Lecture 14

- **ATLAS with 2010 data**
  - SM summary
  - BSM limits
- **Perspectives for 2011**



# The LHC operation and luminosity

- Total: 48.1 pb<sup>-1</sup> delivered, 45 pb<sup>-1</sup> recorded.
- Instantaneous luminosity
  - Peak ~ 2X10<sup>32</sup>/cm<sup>2</sup>/s
  - Highest mean 3.8 int/crossing
- Luminosity calibrated by v. d. Meer scan
  - 11% uncertainty, dominated by knowledge of beam current, to be improved



# ATLAS published physics papers

## Published or submitted physics papers

- Charged-particle multiplicities in pp interactions at  $\sqrt{s} = 900$  GeV measured with the ATLAS detector at the LHC
  - Search for New Particles in Two-Jet Final States in 7 TeV Proton-Proton Collisions with the ATLAS Detector at the LHC
  - Search for Quark Contact Interactions in Dijet Angular Distributions in pp Collisions at  $\sqrt{s} = 7$  TeV Measured with the ATLAS Detector
  - Measurement of inclusive jet and dijet cross sections in proton-proton collisions at 7 TeV centre-of-mass energy with the ATLAS detector
  - Measurement of the  $W \rightarrow l\nu$  and  $Z \rightarrow ll$  production cross sections in proton-proton collisions at  $\sqrt{s}=7$  TeV with the ATLAS detector
  - Observation of a centrality-dependent dijet asymmetry in lead-lead collisions at  $\sqrt{s_{NN}} = 2.76$  TeV with the ATLAS detector at the LHC
  - Measurement of underlying event characteristics using charged particles in pp collisions at  $\sqrt{s} = 900$  GeV and 7 TeV with the ATLAS detector
  - Measurement of the top quark-pair production cross section with ATLAS in pp collisions at  $\sqrt{s} = 7$  TeV
- 
- There are ~ 100 CONF notes with preliminary physics results and detector performance
    - <https://atlas.web.cern.ch/Atlas/GROUPS/PHYSICS/CONFNOTES/>
  - More new papers are in preparation
    - $L \sim$  a few  $\text{pb}^{-1}$
  - More results on 2010 data in the upcoming winter conferences
    - Full 2010 luminosity

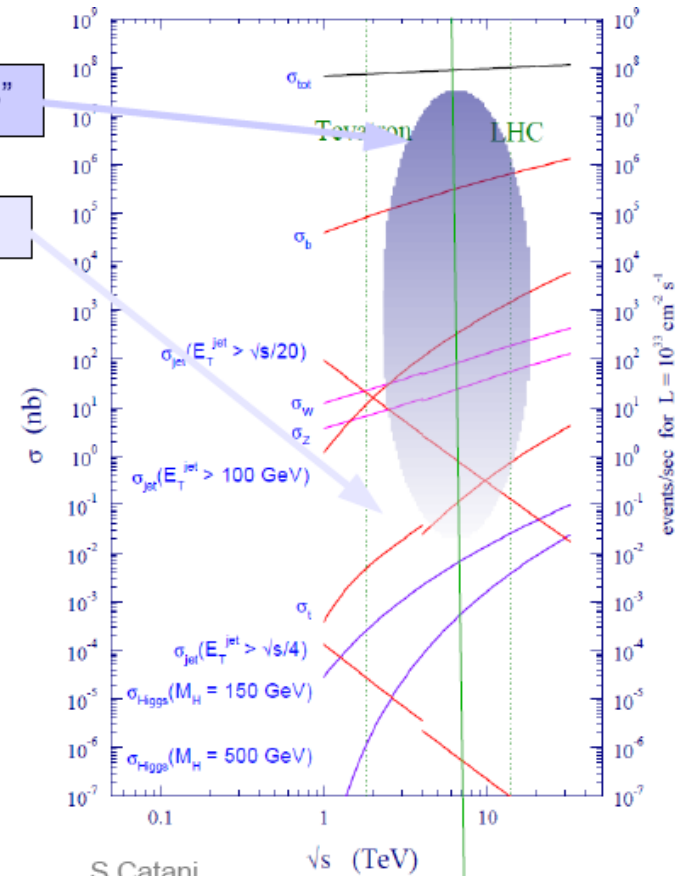
# SM processes at the LHC

Current Luminosity  
~30 pb<sup>-1</sup>

"measurements"

"observations"

Process	$\sigma$ (nb)	Events ( $\int L dt = 100 \text{ pb}^{-1}$ )*
Min bias	$10^8$	$\sim 10^{13}$
bb	$5 \cdot 10^5$	$\sim 10^{12}$
Jets $p_T > 200 \text{ GeV}$	100	$\sim 10^7$
$W \rightarrow \text{lepton} + \nu$	10	$\sim 10^6$
$Z \rightarrow l + l^-$	1.0	$\sim 10^5$
tt	~0.1	$\sim 10^4$
Higgs ( $M=150 \text{ GeV}$ )	~0.001	~100



current energy  
7 TeV

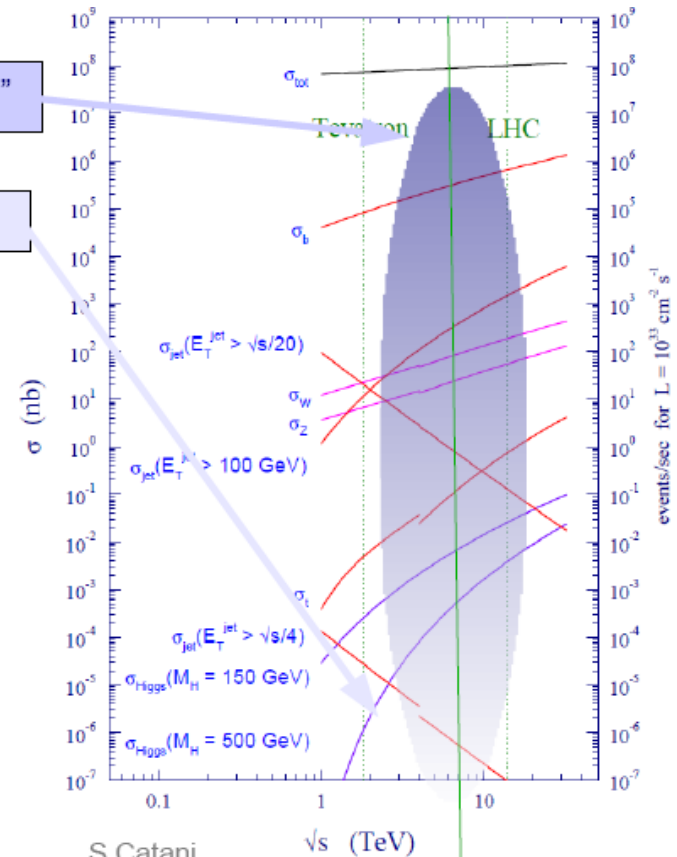
# SM processes at the LHC

~ 1 year from now  
~1 fb<sup>-1</sup>

“measurements”

“observations”

Process	$\sigma$ (nb)	Events ( $\int L dt = 1 \text{ fb}^{-1}$ )
Min bias	$10^8$	$\sim 10^{14}$
bb	$5 \cdot 10^5$	$\sim 10^{13}$
Jets $p_T > 200 \text{ GeV}$	100	$\sim 10^8$
$W \rightarrow \text{lepton} + \nu$	10	$\sim 10^7$
$Z \rightarrow l^+ l^-$	1.0	$\sim 10^6$
tt	~0.1	$\sim 10^5$
Higgs ( $M=150 \text{ GeV}$ )	~0.001	~1000



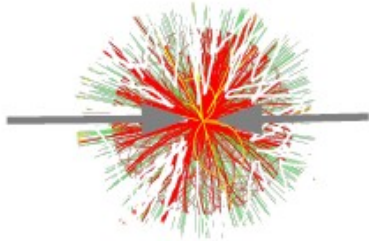
current energy  
7 TeV

---

# Measurements and observations

# SM tests with early data

“softQCD”  
 $p_T < \text{few GeV}$




>99.999% collisions:

Tests:

- LO matrix elements
- LL parton showers (PS)
- models for softQCD
- consistency in tunings
- etc.

“Hard QCD”  
 $p_T > \text{tens of GeV}$




$\sim 10^{-5}$  % collisions

Tests:

- **NLO QCD ( $O(\alpha_s^3)$ )**
- running  $\alpha_s$
- PDF
- LO QCD  $O(\alpha_s^2)$  +PS
- etc.

“Hard EWK”  
 $p_T > \text{tens of GeV}$



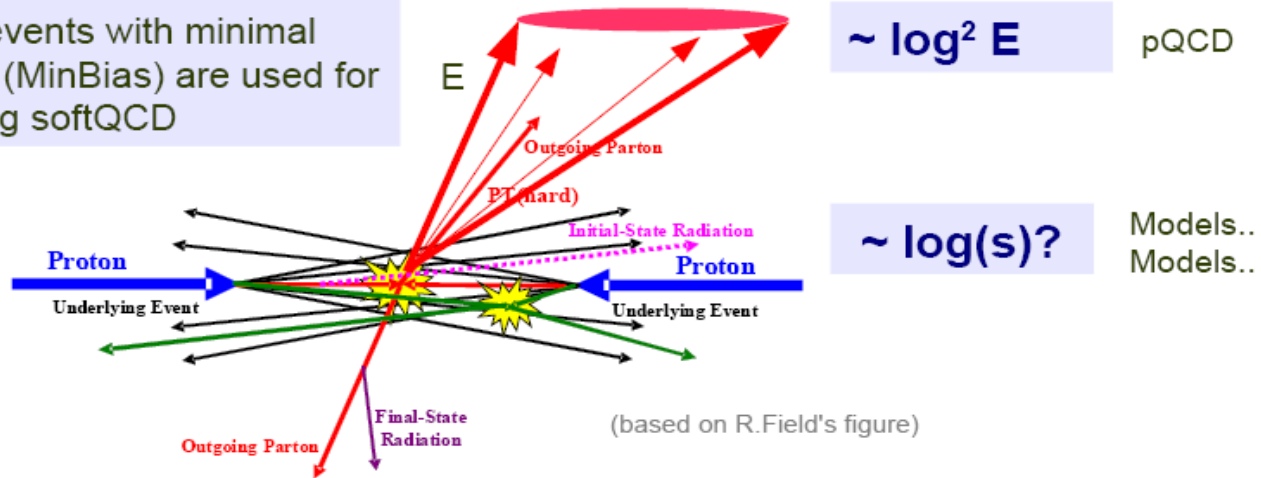
$\sim 10^{-6} - 10^{-8}$  % collisions

Tests:

- **NLO, NNLO QCD**
- mass measurements
- PDF
- LO QCD  $O(\alpha_s^2)$  +PS
- etc.

# From soft to hard QCD

Inelastic pp events with minimal selection criteria (MinBias) are used for testing softQCD



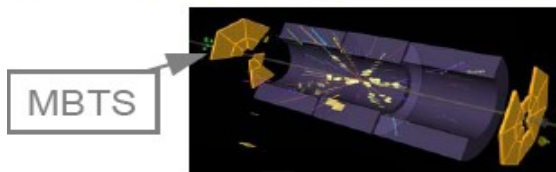
- **MinBias events:**
  - measurements can be done with small luminosity
  - Examples:
    - basic properties of particle production, multiplicity measurements, energy flows etc
- **High-precision measurements for high-pT physics require substantial statistics**



# Soft QCD: charged particles multiplicities

ATLAS arXiv:1012.5104

Minimum Bias Trigger Scintillators (MBTS)



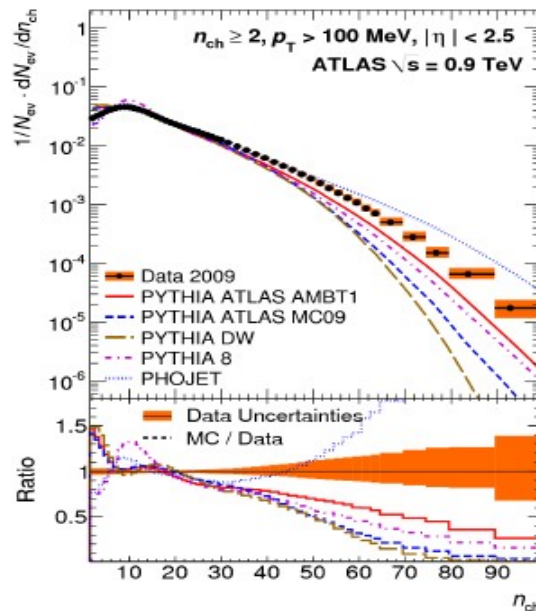
32 plastic scintillators with coverage:  $2.09 < \eta < 3.84$

**Trigger and event selection in MinBias events**

- Data: 900 GeV and 7 TeV (~10M events)
- Selection:
  - $\geq 1$  MBTS counter to fire on either side

**Primary track selection:**

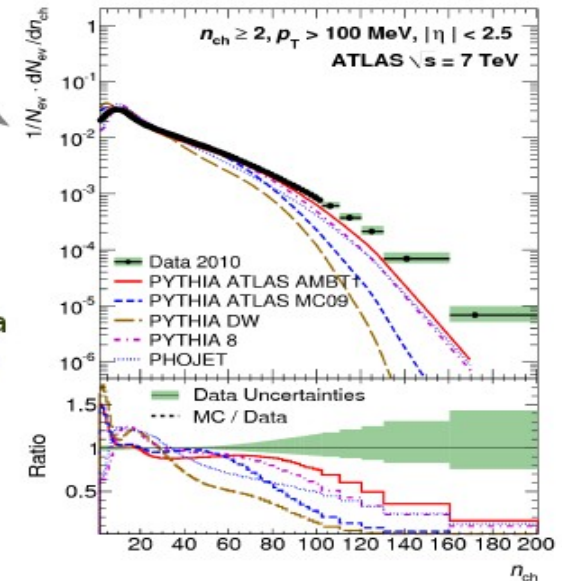
- $p_T > 100$  MeV,  $|\eta| < 2.5$  + other track quality cuts



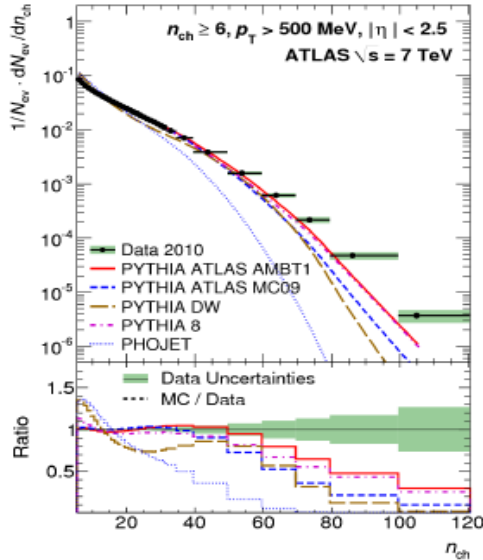
900 GeV

7 TeV

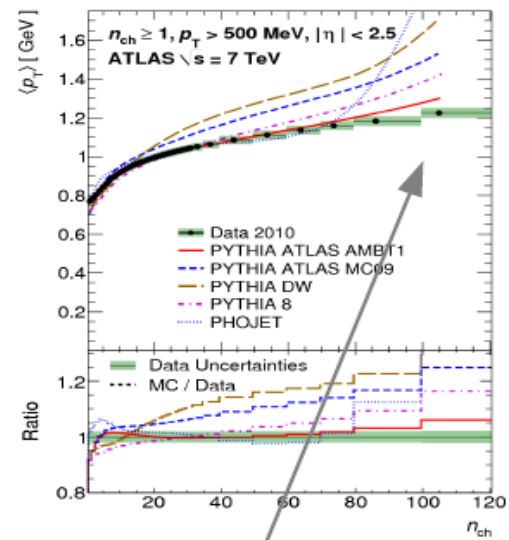
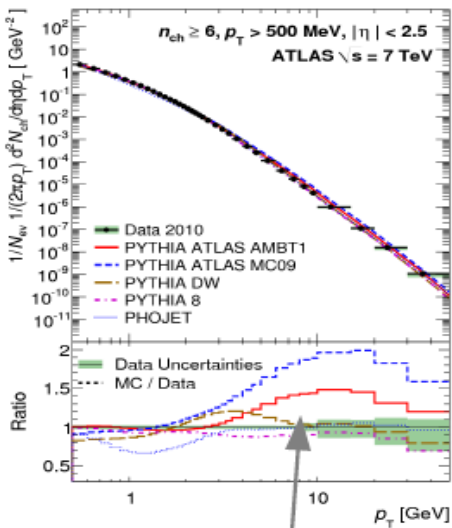
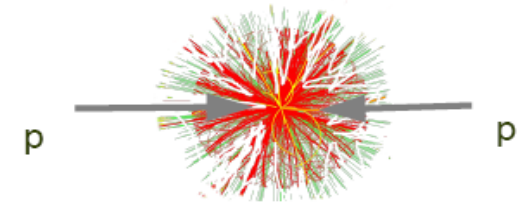
- 7 TeV: up to ~200 charged particles per event!
- All pre-LHC MC fail
- PYTHIA AMBT1 is closest to data
- PHOJET overestimates 900 GeV and underestimates 7 TeV
- Low  $n(ch)$  region affected by diffraction



# Particles spectra with reduced contribution from diffraction



All pre-LHC tunes of MC models fail



Entering hard QCD

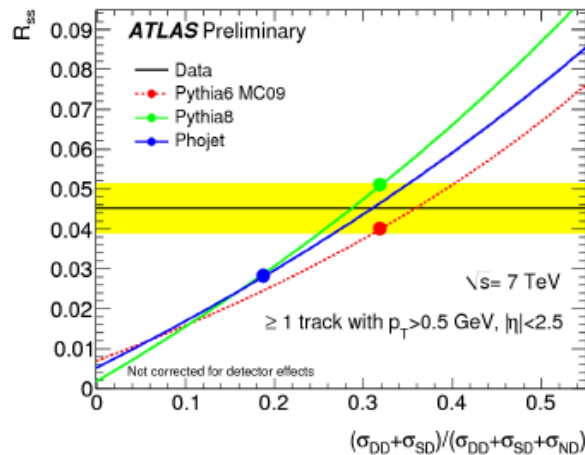
PHOJET completely fails  
 AMBT1 tune improves agreement (but still has problems!):

- increasing probability for head-on collisions (more events with large  $N(\text{ch})$ , PARP84)
- reducing color reconnection for high-momentum hadrons (reduces  $\langle p_T \rangle$ , PARP(77))

# Observation of diffraction

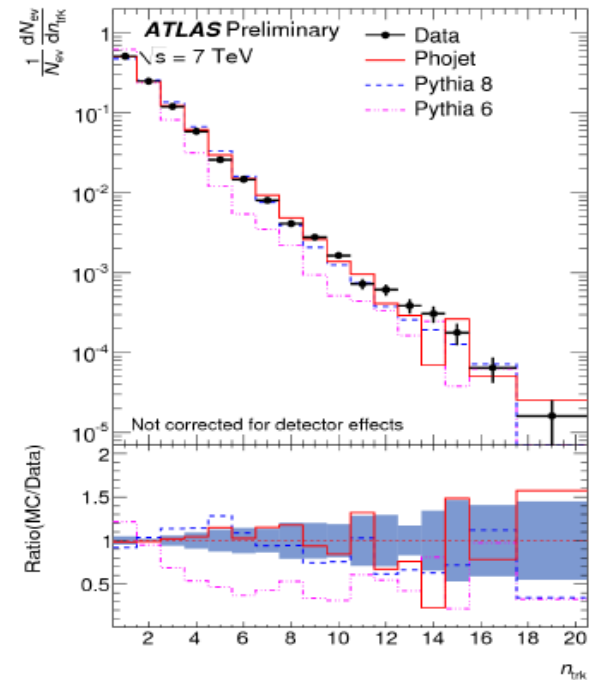
$$\sigma(pp) = \sigma(\text{el}) + \sigma(\text{ND}) + \underbrace{\sigma(\text{SD}) + \sigma(\text{DD})}_{30\%}$$

- Uncertainty for luminosity measurements
- Introduce uncertainty for MC tuning
- Hard component is not well known



The ratio of events with hits only on one side of the MBTS scintillators to events with any hits in the MBTS scintillators

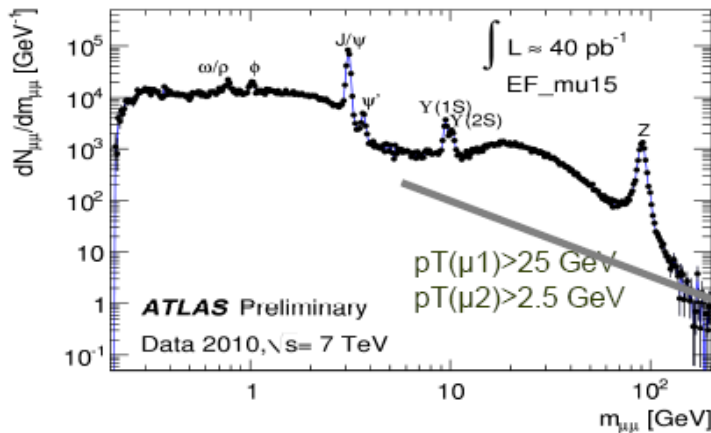
(single-sided MBTS requirement)



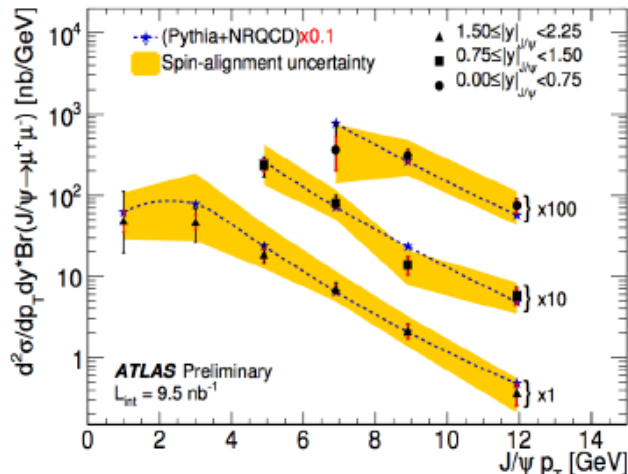
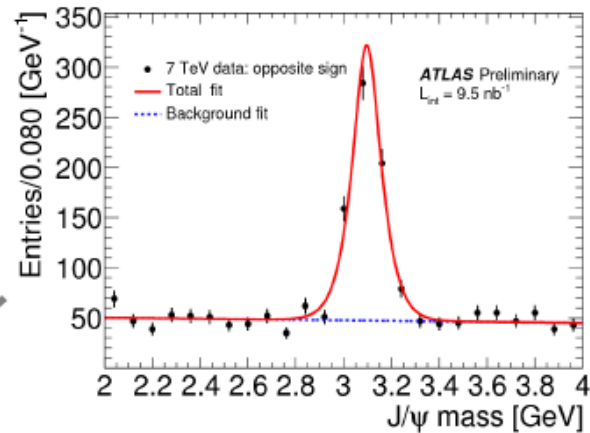
PYTHIA8 & PHOJET (with 30% diffraction) describes well the rate & multiplicities for diffractive events

# Charmonium production

- In many areas, ATLAS is still in the phase of “rediscovery” of heavy-flavor states
- High-precision measurements at the new energy frontier have started to emerge

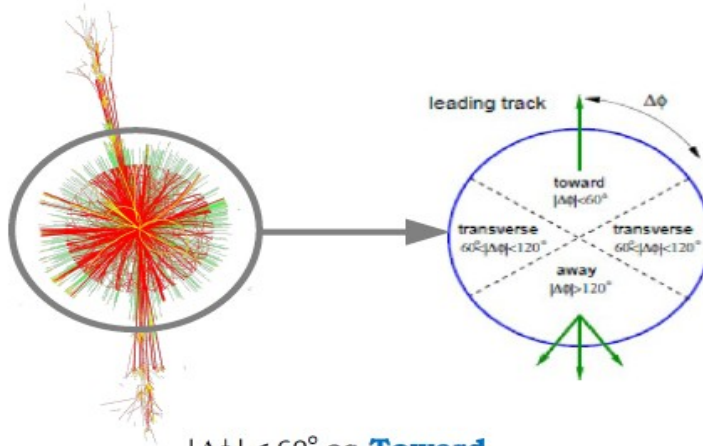


First measurement of the differential cross section for the  $J/\psi \rightarrow \mu\mu$  resonance



PYTHIA (+Colour-Octet Mechanism) with MC09 tune is in good agreement with the data (note spin-alignment uncertainty)

# Studies of underlying event in minimum bias data



$|\Delta\phi| < 60^\circ$  as **Toward**

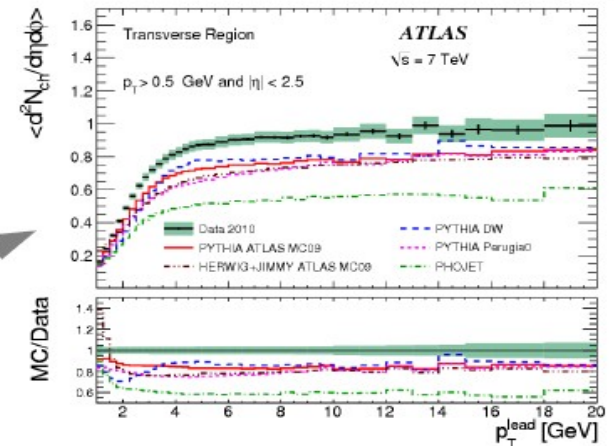
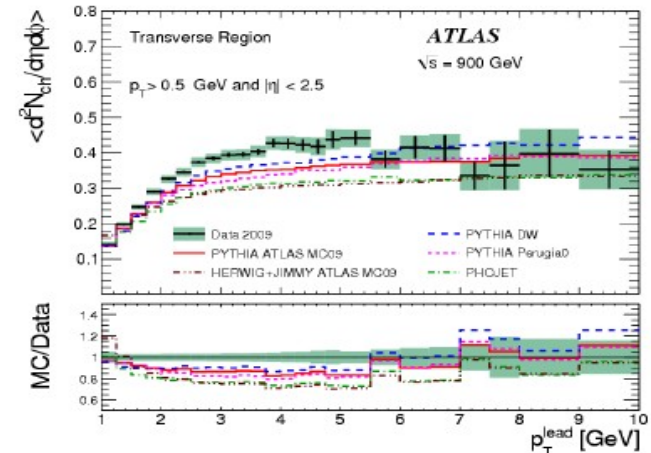
$60^\circ < |\Delta\phi| < 120^\circ$  as **Transverse**

$|\Delta\phi| > 120^\circ$  as **Away**

All MC models have lower activity in the transverse region

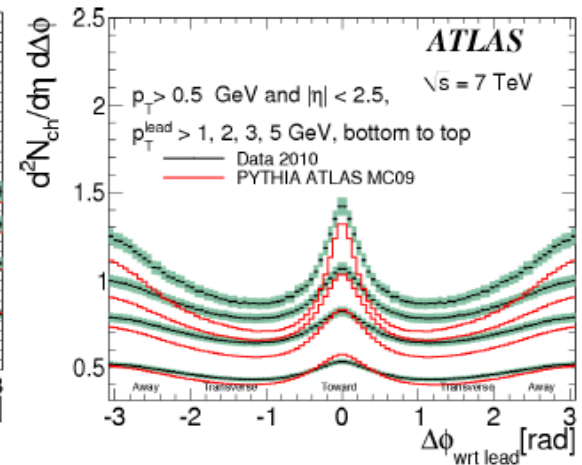
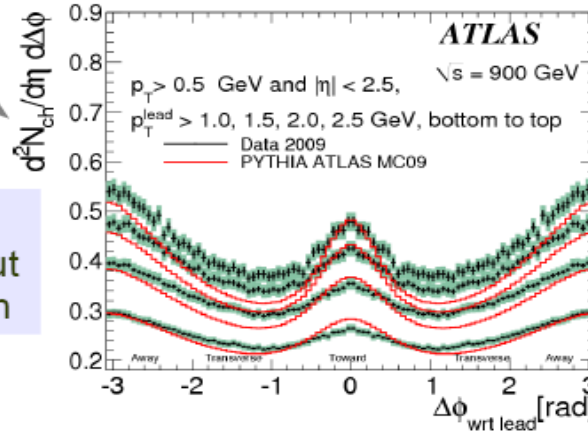
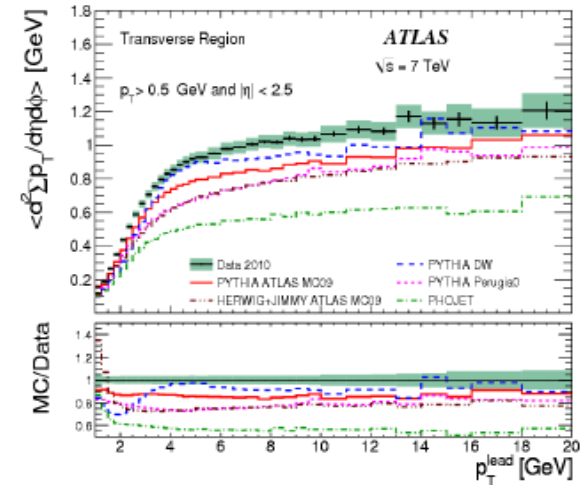
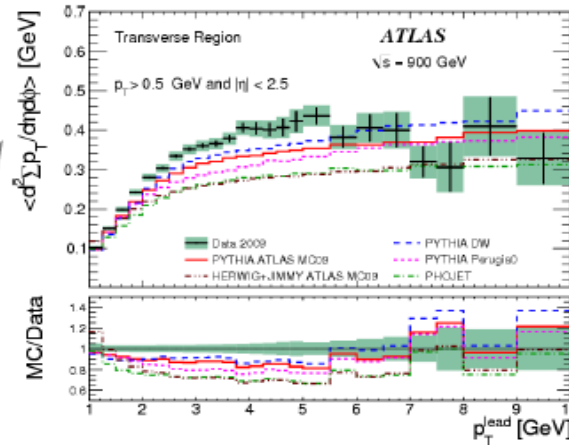
Discrepancies increase with CM energy

ATLAS arXiv:1012.0791



# Studies of underlying event in minimum bias data

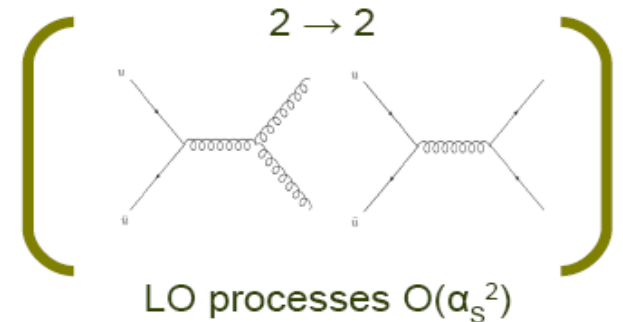
- Scalar sum-PT shows similar discrepancies
- PHOJET fails for 7 TeV
  - not enough particle activity at large pT
- development of 'jet-like' structure



Pre-LHC MC models describe general features, but fail in quantitative description

# Jets

- Jets are sensitive probe of many aspects of pQCD:
  - matrix elements at LO(+PS) and NLO QCD
  - PDF's
  - running  $\alpha_s$
  - refine our understanding of soft QCD
  - important for searches beyond SM
- For  $30 \text{ pb}^{-1}$ , the reach in jet transverse momentum at the LHC is twice that attained by previous experiments



## Input for jet algorithms:

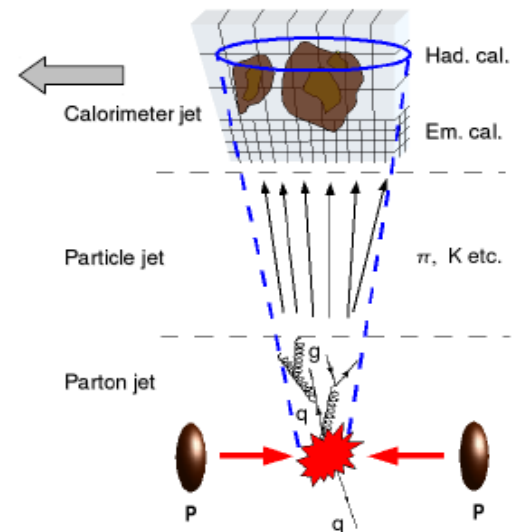
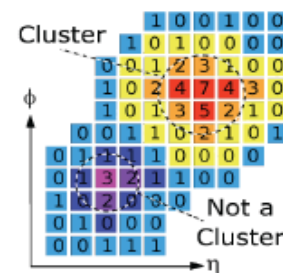
Topological clusters built from calorimeter cells

- follow shower development
- reduce noise

Seeded by cells with  $|E| > 4 \times$  (noise level)

Neighboring cells with  $|E| > 2 \times$  noise iteratively added (in 3D)

All neighbors around cluster ( $|E| > 0$ ) added



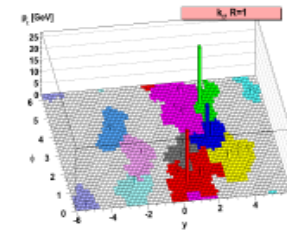
# Jets

## Building jets

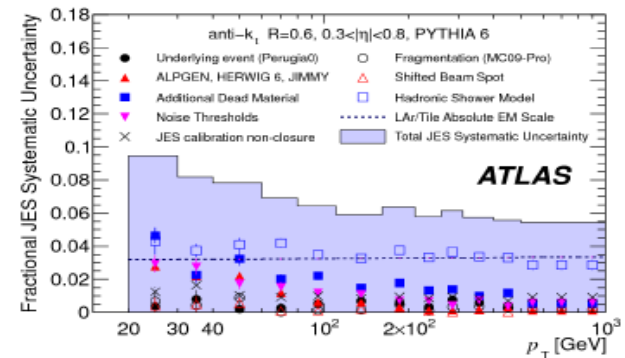
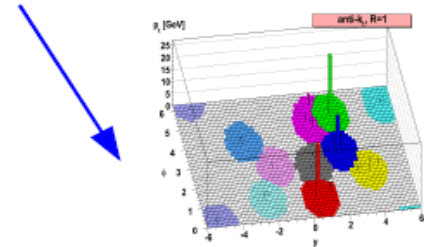
- Jets reconstructed using the anti-kT algorithm
  - M. Cacciari and G. P. Salam, Phys. Lett. B 641, 57 (2006)
- Infrared and collinear safe
- Produces geometrically well-defined cone-like jets
- Size parameters  $R=0.4$  or  $0.6$

## Jet-energy scale

- Dominant uncertainty for all jet-related measurements
- Currently:  $p_T$  and  $\eta$  dependent correction applied to uncalibrated objects (“EM” scale)
- Other corrections are coming:
  - “Global Cell Weighting” cell weights based on cell energy density
  - Local Cluster Weighting: use properties of topological clusters to classify (EM, hadronic) and calibrate clusters; weights depend on shower topology



from kT  
to  
antiKt

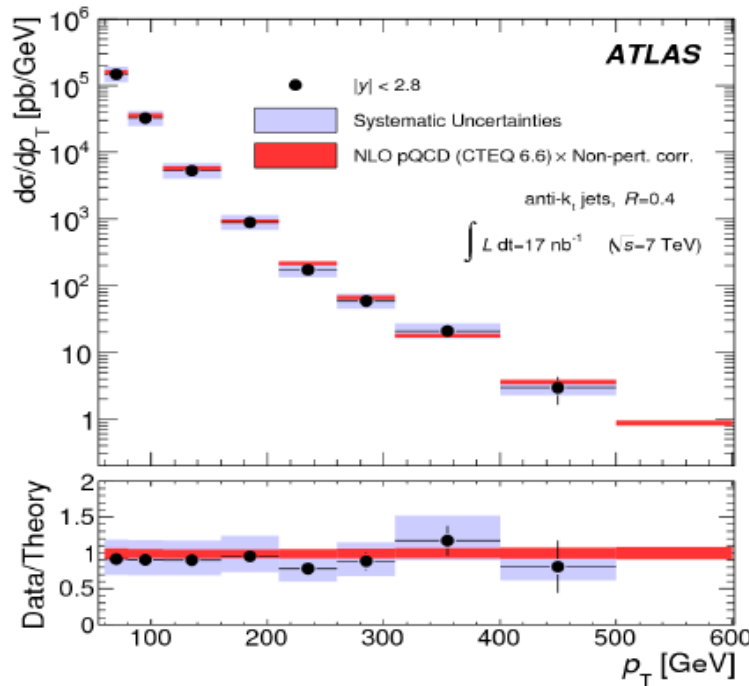


- Overall uncertainty 6-10% for  $|\eta| < 2.8$
- Depends on  $p_T$  and  $\eta$

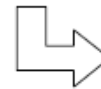


# Inclusive jet production

ATLAS arXiv:1009.5908

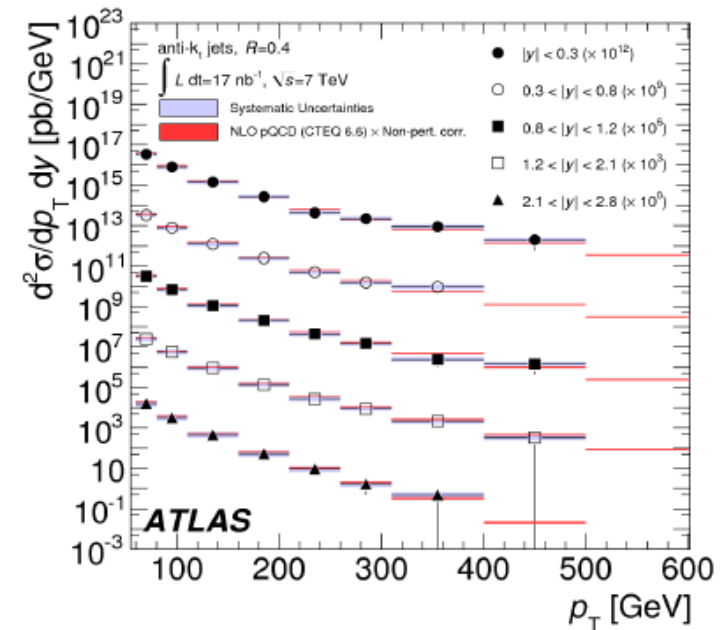


cross section differential in rapidity



Very good agreement with  
NLO QCD & CTEQ6.6

- measurement is dominated by systematical uncertainties ( $p_T < 400 \text{ GeV}$ )
- dominant uncertainty – jet-energy scale



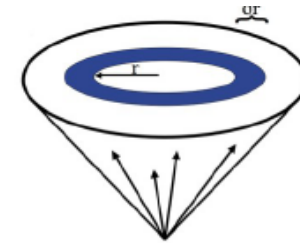
**Theory:**

NLO QCD (NLOJET++/JETRAD) together with softQCD corrections ( $\sim 5\%$ ) from PYTHIA model

11% uncertainty on luminosity measurement is not shown

# Jets shapes

Hard interaction is always associated with extra QCD radiation

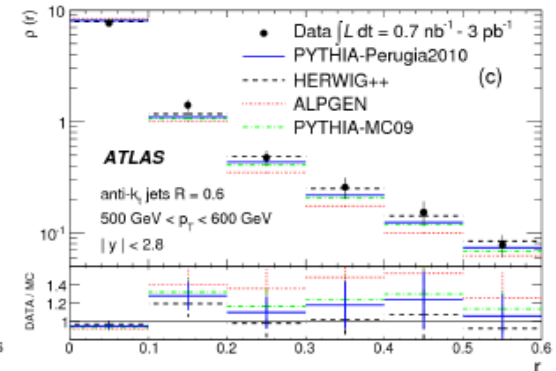
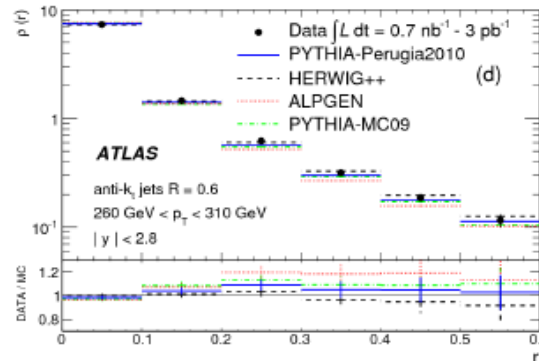
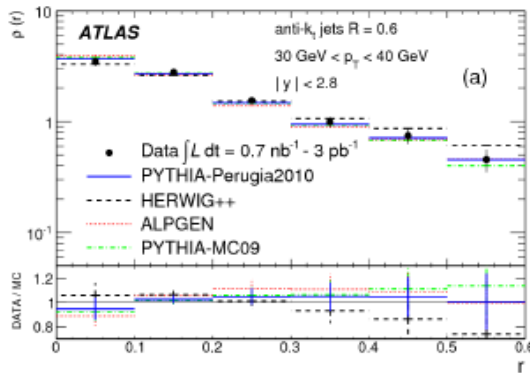


## Essential for understanding:

- Soft QCD effects inside jets. Testing PS models
- Sensitive to quark/gluon jet mixture
- For searches of boosted particles (Higgs) and new physics beyond the Standard Model

$$\left\langle \frac{1}{r} \frac{dp_T}{dr} \right\rangle_{jets} = \frac{1}{A} \frac{1}{N_{jet}} \sum_{jets} p_T(r - \Delta r/2, r + \Delta r/2)$$

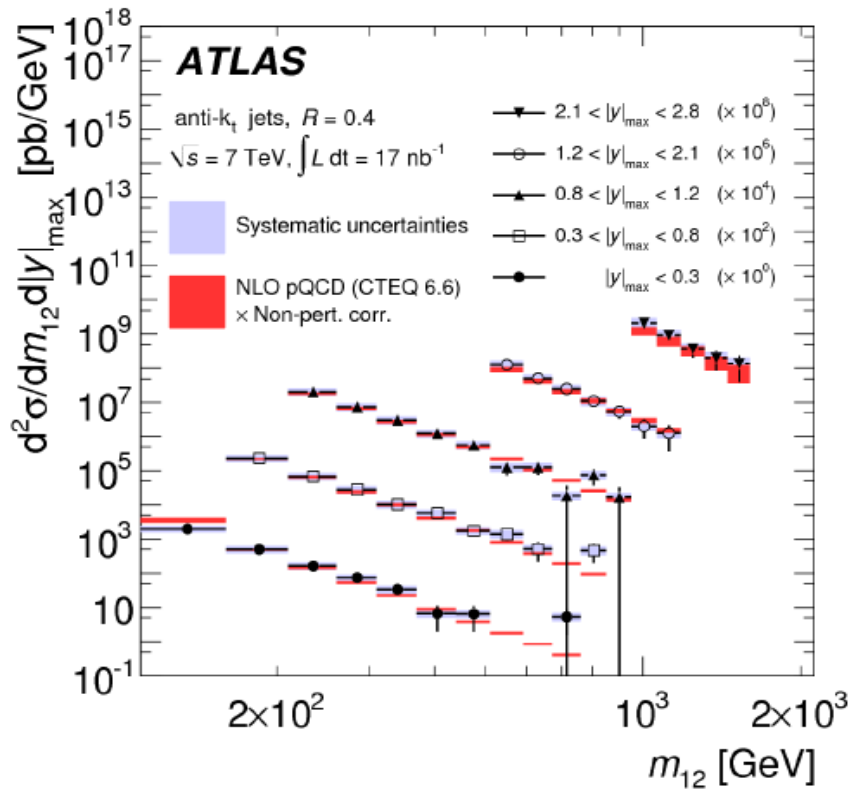
Jets are reconstructed with antiKT=0.6 using topological clusters & corrected



- Jets become narrower as jet  $p_T$  increases
- Good agreement with LO+PS Monte Carlo models
- ALPGEN (with HERWIG 6.5+JIMMY) generates too narrow jets at large  $p_T$

15

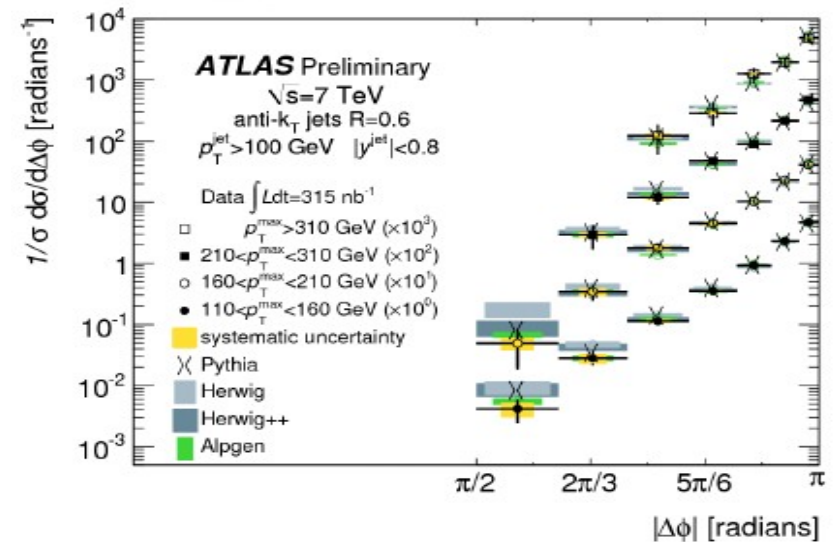
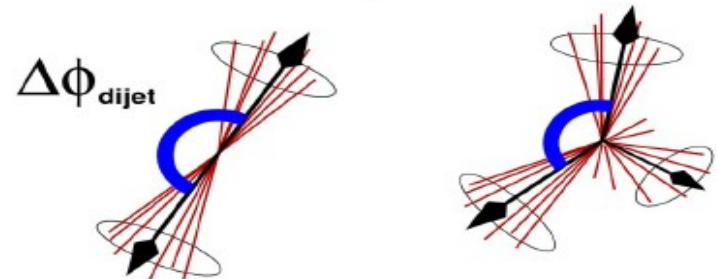
# Dijet measurements



Perfect agreement with NLO QCD & CTEQ6.6.

## Azimuthal decorrelation:

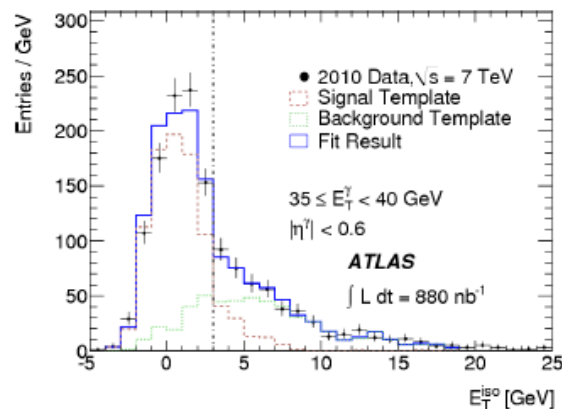
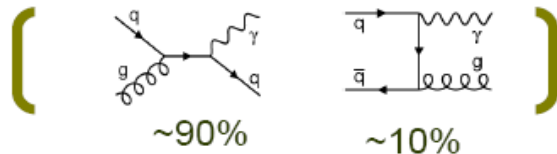
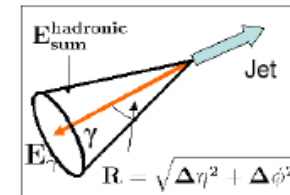
Looking at softer QCD without reconstructing soft jets!



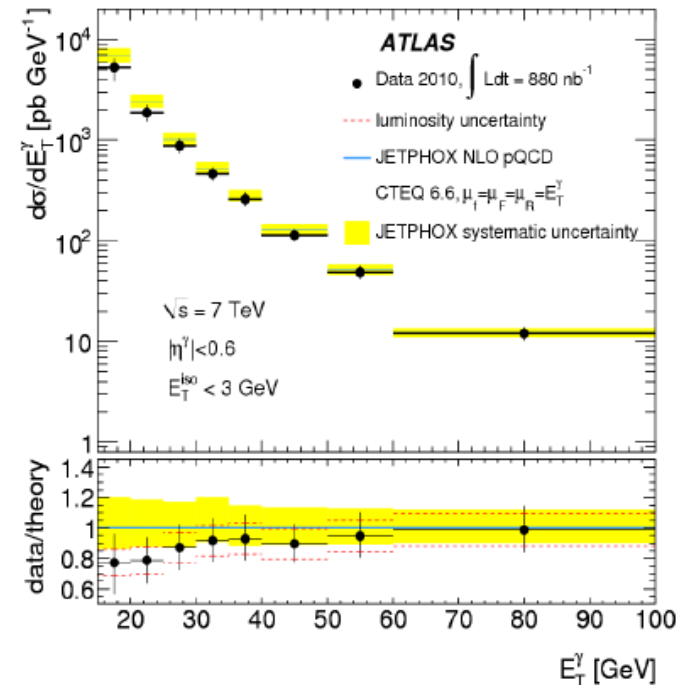
# Direct photon production

ATLAS  
arXiv:1012.4389

- On theoretical level, considered to be a clean environment to study QCD (no jet reconstruction)
- But difficult in practice as one should deal with large background from hadrons



$E_T^{\text{iso}}$  - isolation energy in the cone excluding  
5x7 cells around barycenter

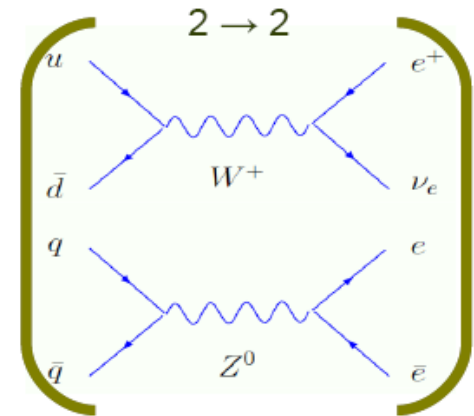


Good agreement with NLO QCD & CTEQ6.6

# Probing high-PT EWK sector

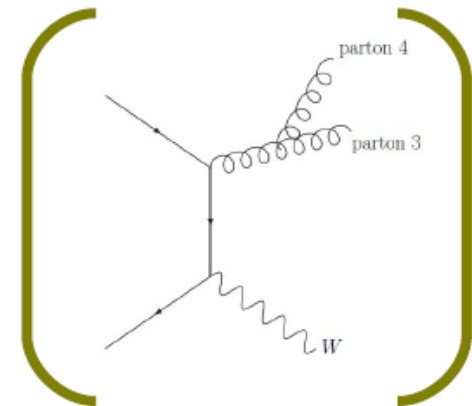
## Inclusive W/Z measurements:

- Precise test of NNLO QCD
- Probing PDF
- Tune MC model parameters
- Decay into easily identifiable leptonic states
- Experimental view:
  - Establishing experimental procedure for calibration, trigger, alignment, luminosity and finally a gateway to probe SM at highest CM energies



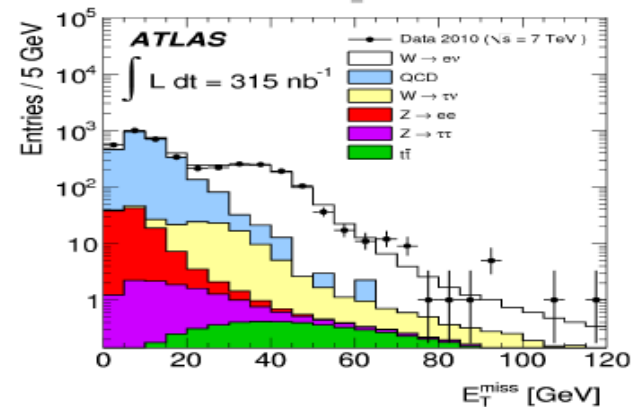
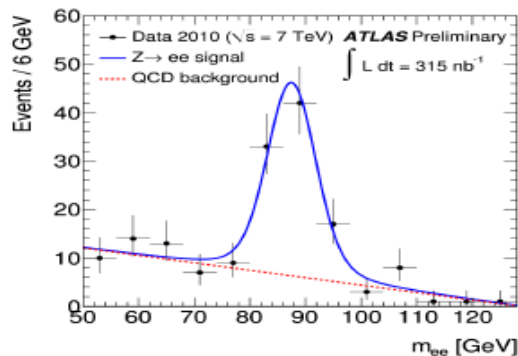
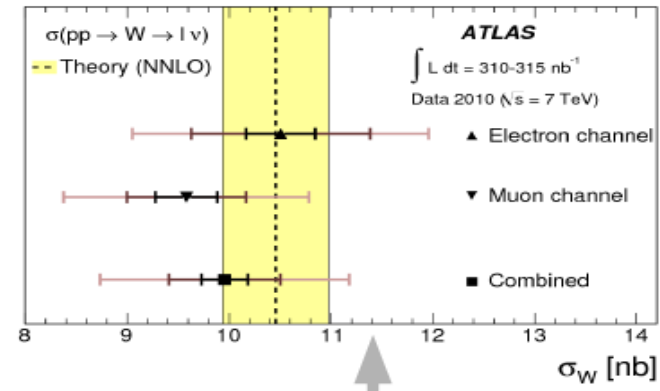
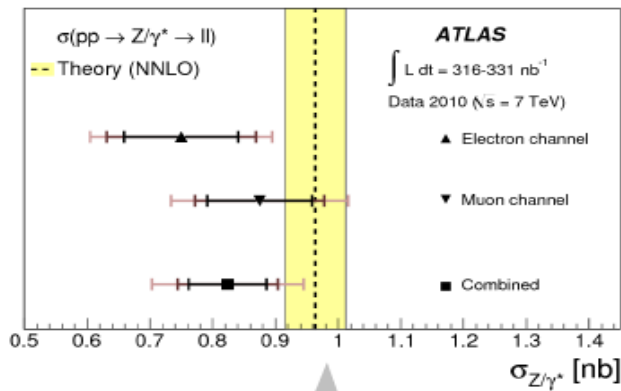
## W+jet measurements

- Constrain measurements to well-known physics
- Precise test of QCD matrix elements, PDF
- Important background for  $t\bar{t}$ , single-top, Higgs searches



# Probing high-PT EWK sector

ATLAS arXiv:1010.2130

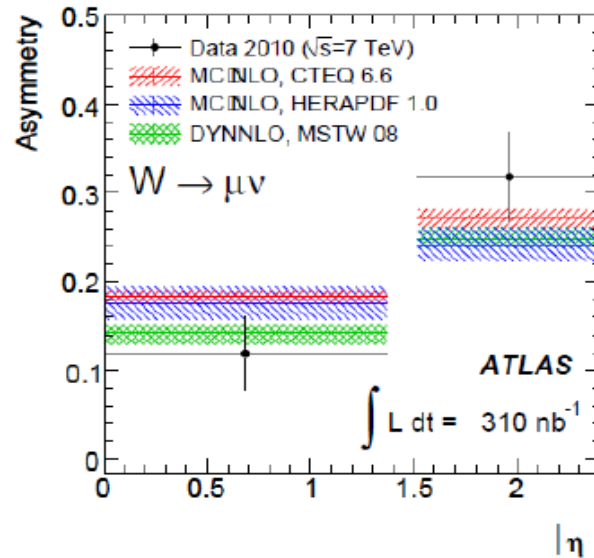
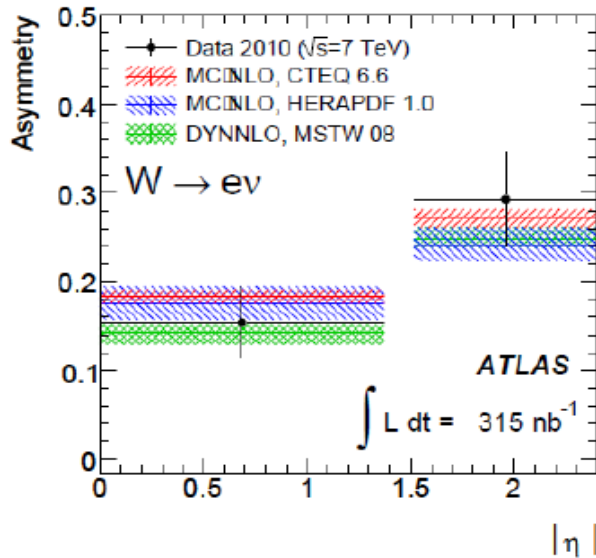


## “Golden” channels

- $Z \rightarrow e^+ e^- (\mu^+ \mu^-)$
- $W$ : isolated lepton + missing  $E_T$

- EWK cross sections at highest CM energies!
- Perfect agreement with the SM

# Lepton charge asymmetry



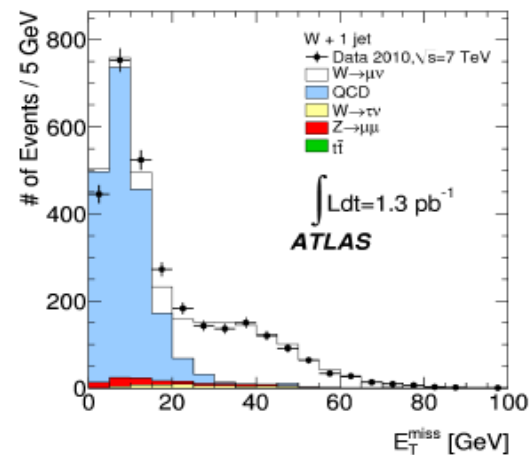
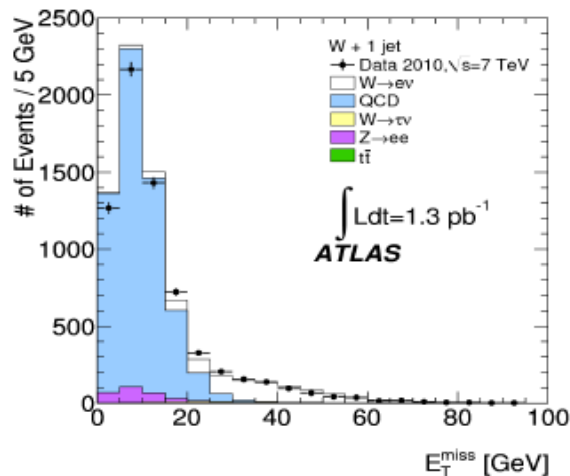
$$A_\ell = \frac{\sigma_{W^+}^{\text{fid}} - \sigma_{W^-}^{\text{fid}}}{\sigma_{W^+}^{\text{fid}} + \sigma_{W^-}^{\text{fid}}}$$

- charge asymmetry is related to the dominance of **u** quarks to **d** quarks in the proton
  - for proton-antiprotons,  $W^+$  and  $W^-$  are produced in equal quantities
- provides important information about parton distribution functions
- with the current statistics, data agree with all models & all PDF

# W+jets measurements

ATLAS arXiv:1012.5382

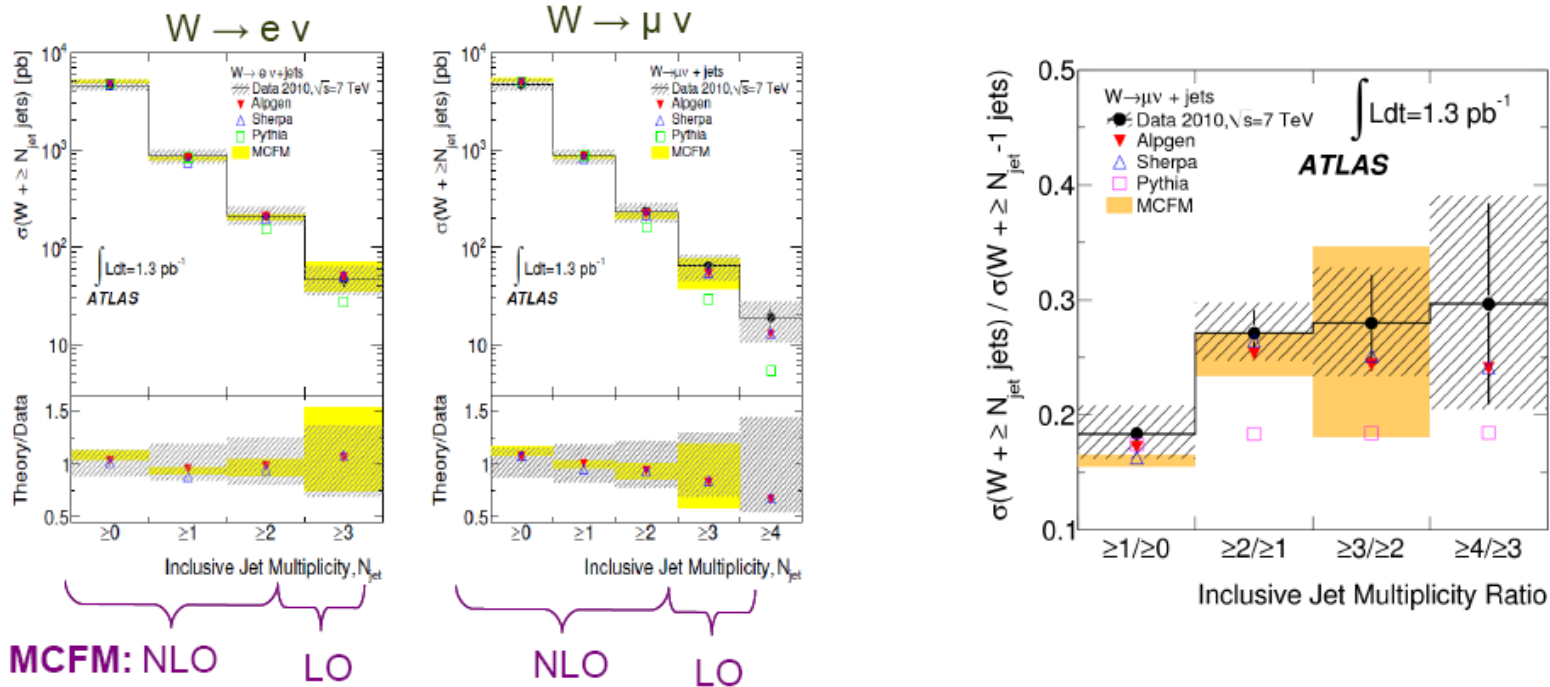
- Events are selected by requiring:
  - $E_T(e) > 20$  GeV or  $E_T(\mu) > 20$  GeV &  $|\eta| < 2.4$
  - $E_T(\text{miss}) > 25$  GeV &  $M_T > 40$  GeV
  - antiKT(jet) with  $R=0.4$  &  $p_T > 20$  &  $|\eta| < 2.8$ . Pileup is removed using jet-vertex association
- W+jet signal yield was obtained as difference between data and sum of all background contributions
- Background calculations:
  - Leptonic channels: ALPGEN/PYTHIA with NNLO or NNLL normalizations
  - QCD background: fitting  $E_T^{\text{miss}}$  using data using template shapes





# W+ jets measurements

ATLAS arXiv:1012.5382

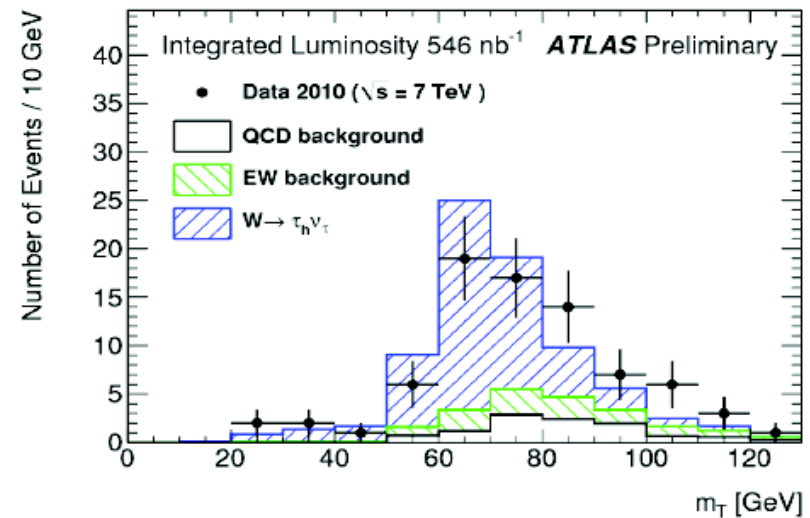
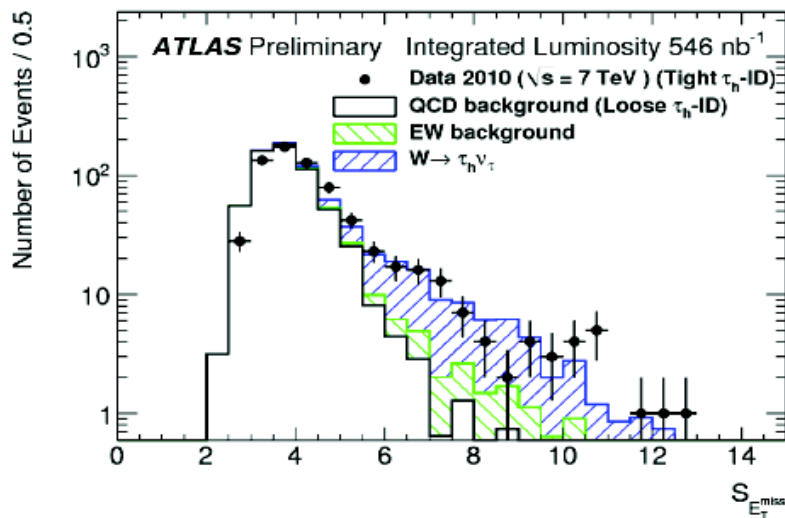


- Good agreement with ALPGEN & SHERPA
- Good agreement with MCFM (NLO QCD) & CTEQ6.6 for  $< 3$  jets & LO for  $> 2$  jets
  - includes corrections ( $\sim 10\%$ ) for hadronisation & underlying events using AMBT1 tune
- Only MC+PS available for W+4 jets (muon channel)

# $W \rightarrow \tau \nu$ observation

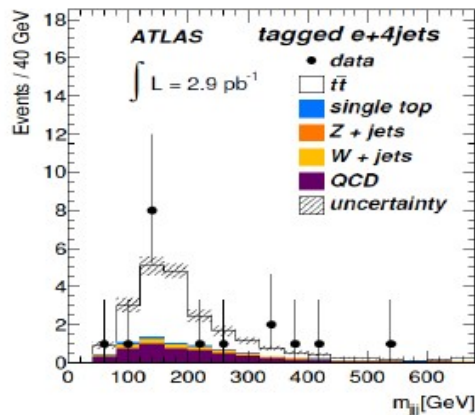
- Signature: tau candidate + missing  $E_T$
- QCD background determined by data driven method
- Requiring high Missing  $E_T$  significance

- Observation based on  $550 \text{ nb}^{-1}$
- 78 hadronic tau candidates
- 22 background events
- Event properties consistent with  $W \rightarrow \tau \nu$

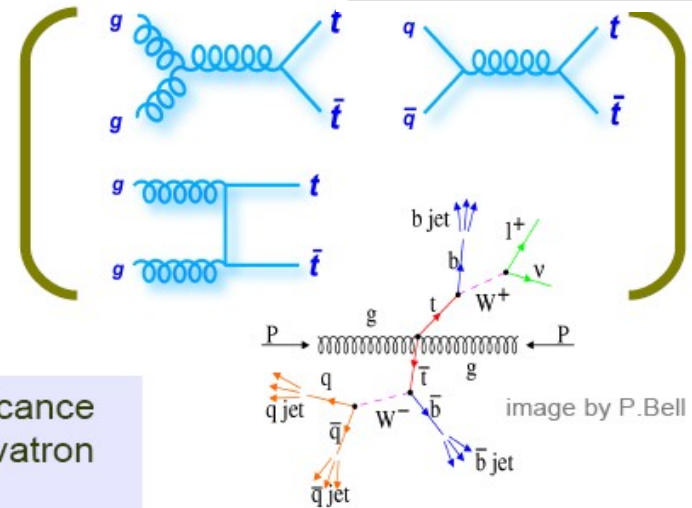


# Top cross-section measurements

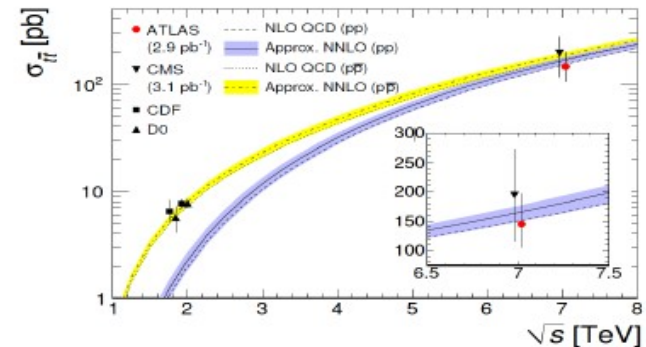
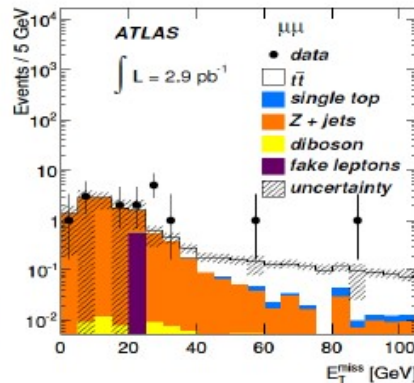
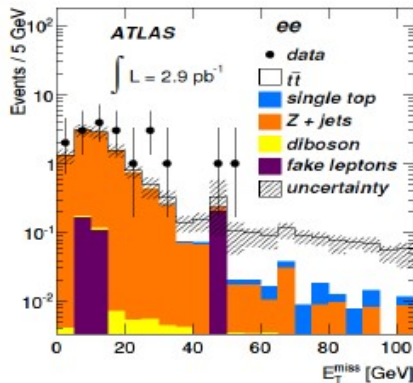
ATLAS arXiv:1012.1792



2 topologies:  
 - single-lepton channel (+ >3 jets)  
 - double lepton channel (+ miss ET)



- 4.8  $\sigma$  statistical significance  
 - confirmation of the Tevatron observation



Good agreement with NLO & NNLO (app) QCD

---

# Searches and limits

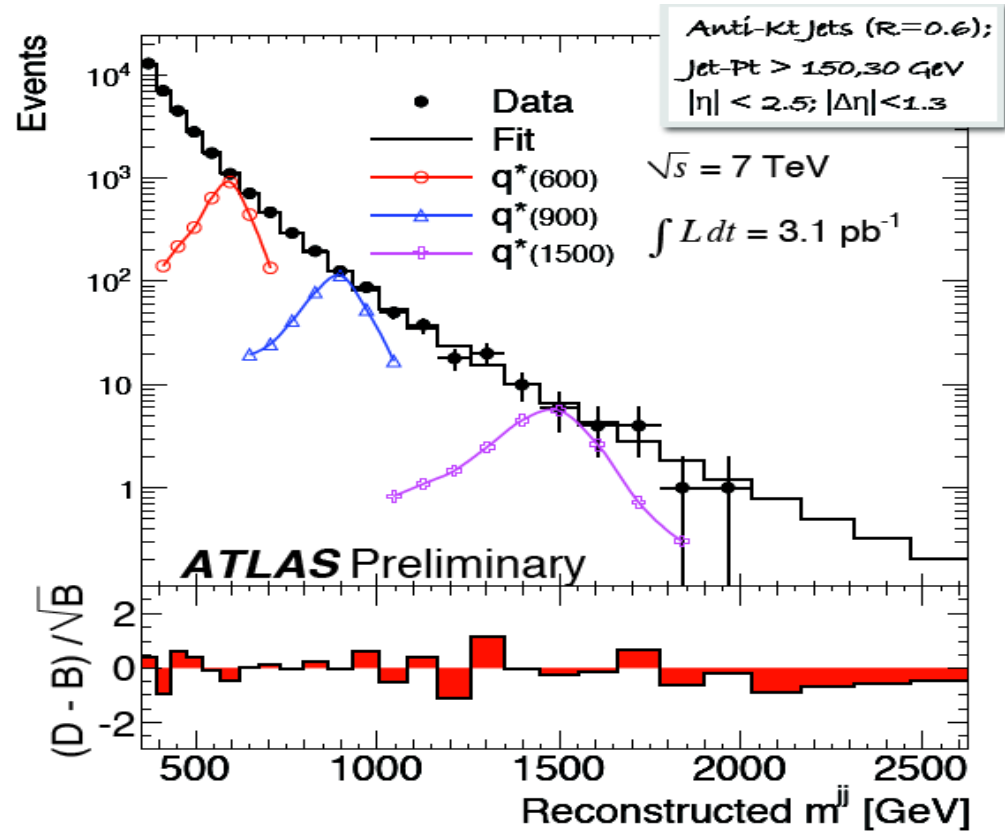
## (SUSY discussed last Wednesday)

# ATLAS search for heavy dijet resonances

- Several BSM models predict **new heavy particles**, decaying to energetic dijets
- **BenchMark**: excited quarks ( $q^*$ ) e.g. in compositeness models
- Dijet Invariant Mass (**very sensitive to New Physics**)

$$M_{jj} = \sqrt{(E_1 + E_2)^2 - (\mathbf{p}_1 + \mathbf{p}_2)^2}$$

- Data well described by **smooth fit** function
- Multiple statistical tests reveal **no significant features**
- **→ set limits on  $q^*$  mass**



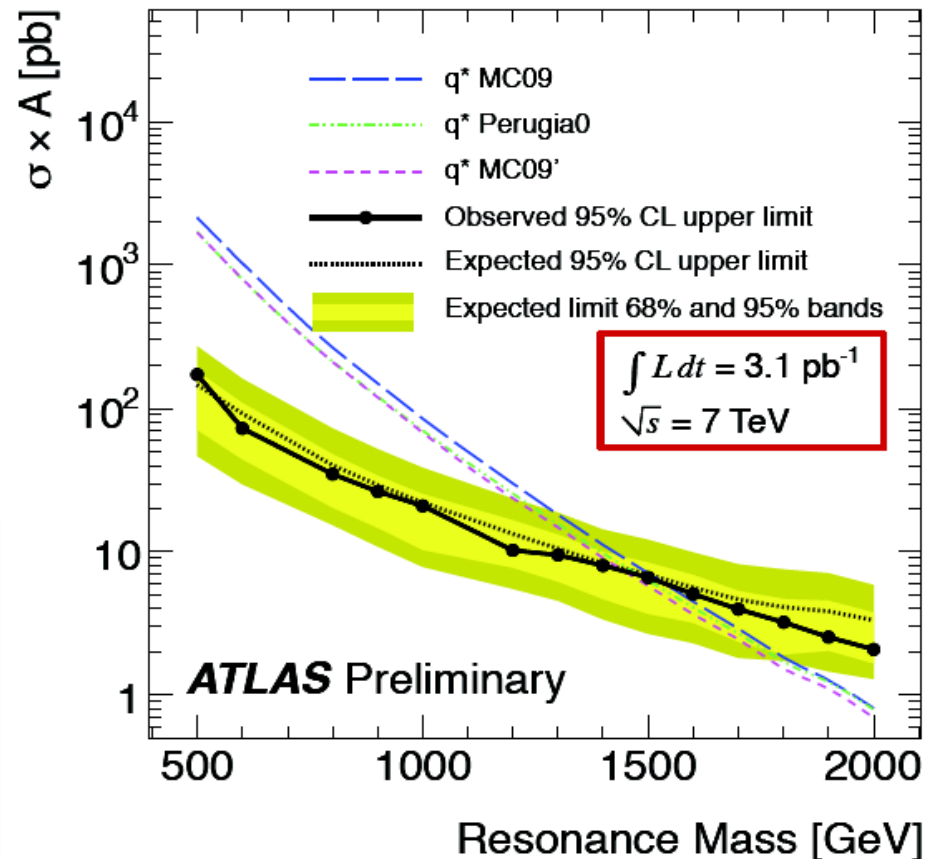
ATLAS-CONF-2010-093; Phys Rev Lett 105, 161801 (2010)

# Dijet resonances: $q^*$ mass limit

- Systematic uncertainties
- Jet Energy Scale
- BG fit parameters
- Luminosity
- Jet Energy Resolution
- ATLAS result excludes (95% CL)

$$0.5 < m_{q^*} < 1.53 \text{ TeV}$$

- 1st ATLAS result surpassed previous best limit
  - $m_{q^*} > 1.26 \text{ TeV}$  (with  $0.3 \text{ pb}^{-1}$ )
- c.f. Tevatron  $m_{q^*} > 0.87 \text{ TeV}$  ( $1.13 \text{ fb}^{-1}$ )  
CDF Coll., Phys Rev D79 (2009) 112002



ATLAS-CONF-2010-093; Phys Rev Lett 105, 161801 (2010)

# ATLAS search for contact interactions

- **Goal:** Search for **New Physics** in non-resonant dijet production (at high  $M_{jj}$ )
- **Benchmark Signal:** **quark contact interaction** with compositeness scale  $\Lambda$
- e.g. quark compositeness; if  $v_s \ll \Lambda$  compositeness manifested as effective 4-fermion contact interaction

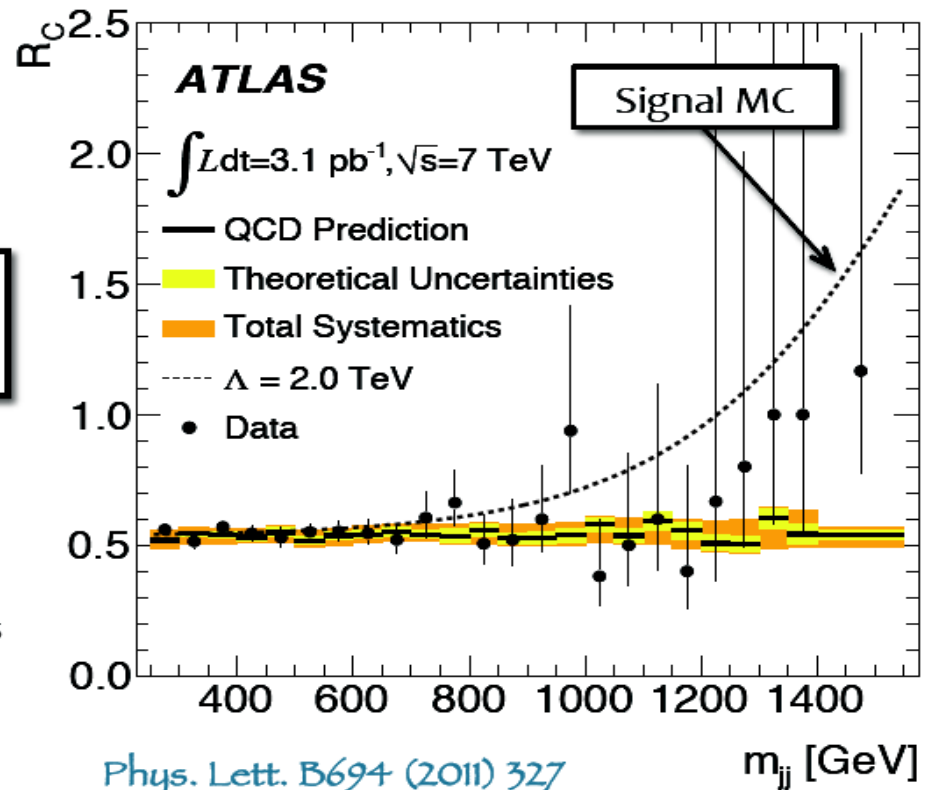
- Search for deviations in dijet angular distributions
- Observables:

$$R_c = \frac{N(|\eta_{1,2}| < 0.7)}{N(0.7 < |\eta_{1,2}| < 1.3)}$$

$$X = \exp(|y_1 - y_2|)$$



- (LO) QCD: approximately flat distributions
- **New Physics** (more “central”): rise in  $R_c$  and at low  $X$  at high  $M_{jj}$



# Contact interactions limits



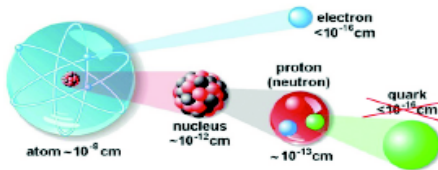
$$\mathcal{L}_{qqqq}(\Lambda) = \frac{\xi g^2}{2\Lambda^2} \bar{\Psi}_q^L \gamma^\mu \Psi_q^L \bar{\Psi}_q^L \gamma_\mu \Psi_q^L$$

$g^2/4\pi = 1$  and the quark fields  $\Psi_q^L$  are left-handed.

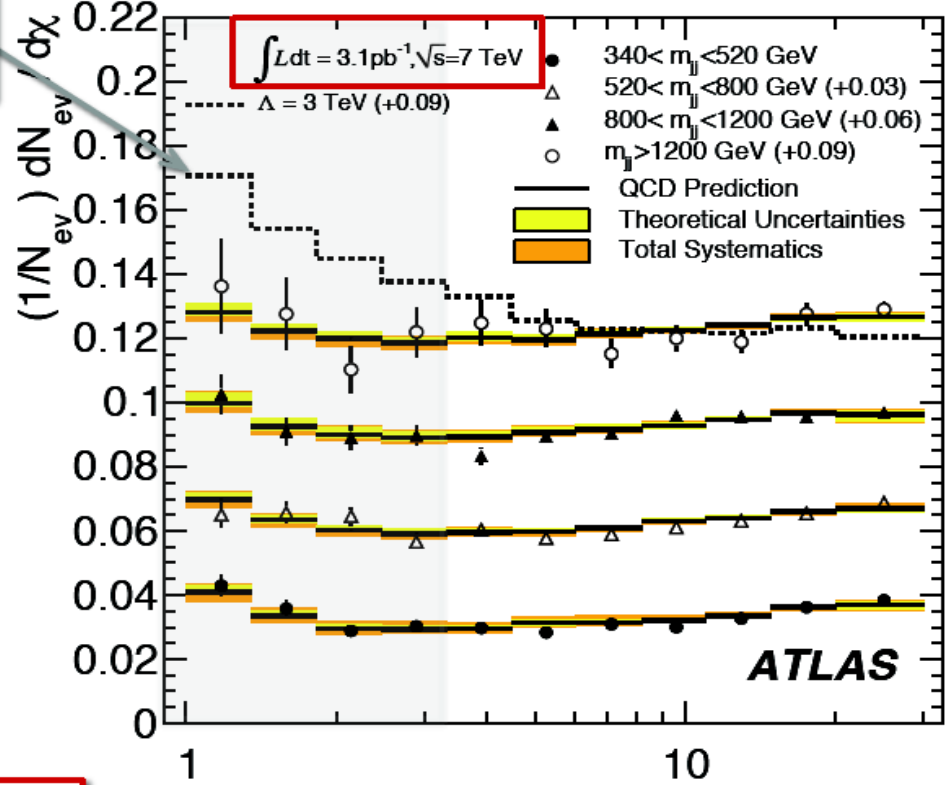
- Good agreement between data and NLO QCD
- systematic uncertainties
- JES, QCD scale uncer., PDFs
- ATLAS excludes (95% CL):

$$\Lambda < 3.4 \text{ TeV}$$

Previous Tevatron exclusion:  
 $\Lambda < 2.8 - 3.1 \text{ TeV}$   
 Do Coll., Phys Rev Lett 103:191803 (2009)



$$< 6 \times 10^{-18} \text{ cm}$$



Phys Lett B694 (2011) 327

$$\chi = e^{ly-y_2^l}$$



# Multi-body final state at high mass

- **Goal:** Search for evidence of **Quantum Gravity States** with large cross section
- “General search” in context of TeV-scale Gravity Models with scale  $M_D$  (e.g. Black Holes, String Balls)  
(expect deviation from SM at High Mass)

- **Assumptions:**

- Decays of heavy gravitational objects democratic to SM particles
- Signature of several high-Pt objects (Jet, e,  $\mu$ ,  $\gamma$ )

- **Observable:**

- $M_{inv}$  with  $\geq 3$  objects in F.S.

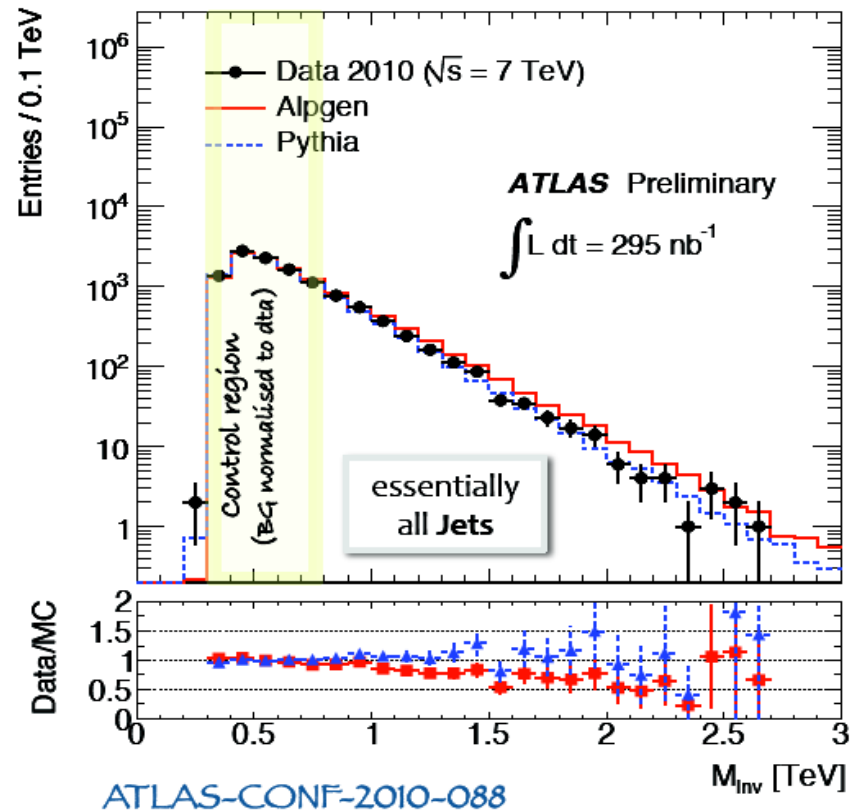
$$M_{inv} = \sqrt{|p^\mu p_\mu|} \text{ with:}$$

$$p^\mu = \Sigma p^\mu(i) + (E_{tMiss}, E_{tMissx}, E_{tMissy}, 0)$$

- **Control Region:**

- $\text{SumPt} = \Sigma \text{Pt} > 300 \text{ GeV}$
- $300 < M_{inv} < 800 \text{ GeV}$

Previous limits (ADD model):  $M_D \geq 800 \text{ GeV}$



# Multi-body final state at high mass

- Signal Region:
- $\text{SumPt} = \Sigma \text{Pt} > 700 \text{ GeV}$
- $M_{\text{inv}} > 800 \text{ GeV}$

- Agreement with SM
- systematic uncertainties
- JES, choice of BG MC, PDFs

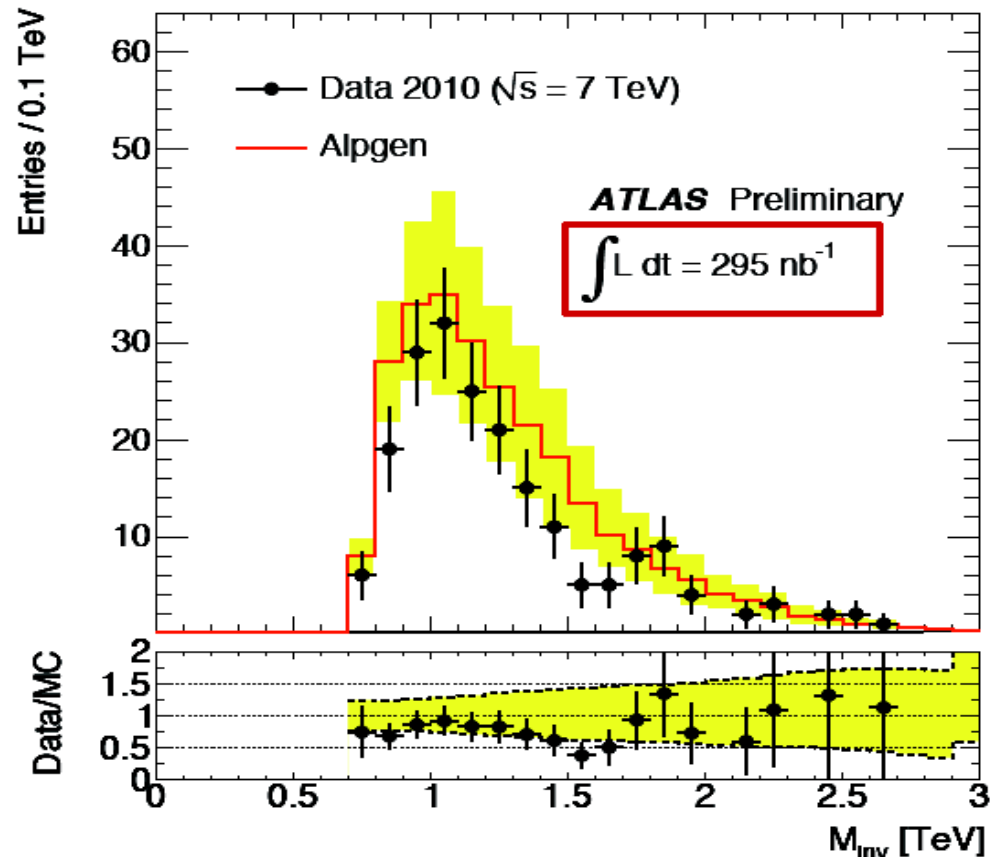
Data	SM expectation
193	$295 \pm 18 \pm 84$

- 95% CL upper limit on  $\sigma \times A$ :

**0.34 nb**

- Corresponding  $\sigma < 0.6 \text{ nb}$   
(using BenchMark models to estimate acceptance A)

c.f. some models with  $\sigma \approx O(100\text{nb})$



ATLAS-CONF-2010-088

# Search for final states with $\gamma\gamma$ and EtMiss

- **Goal:** Search for final states with **two photons** and **non-interacting particles**
- Sensitive to certain **New Physics** e.g. **Universal Extra Dimensions (UED)**, **GMSB SUSY**
- SM rate small; main source =  $W/Z+\gamma\gamma$ ; cross sections of a few fb

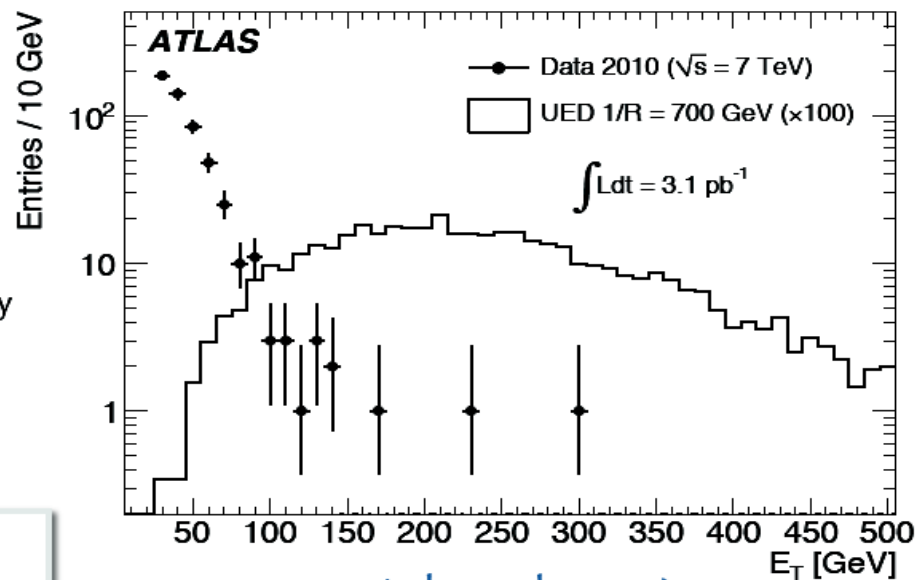
- **Interpreted in context of UED**

(Postulates existence of extra spatial dimensions in which SM fields can propagate; KK excitations)

- **Benchmark Model:** one  $\text{TeV}^{-1}$  sized UED, with compactification radius **R**
- KK particles (pair-produced) decay to pair of  $\gamma^*$ 's (LKPs), which decay 100% to  $\gamma\gamma+GG$
- **Final State:**  $\gamma\gamma+\text{EtMiss}+X$

- **Cuts:**

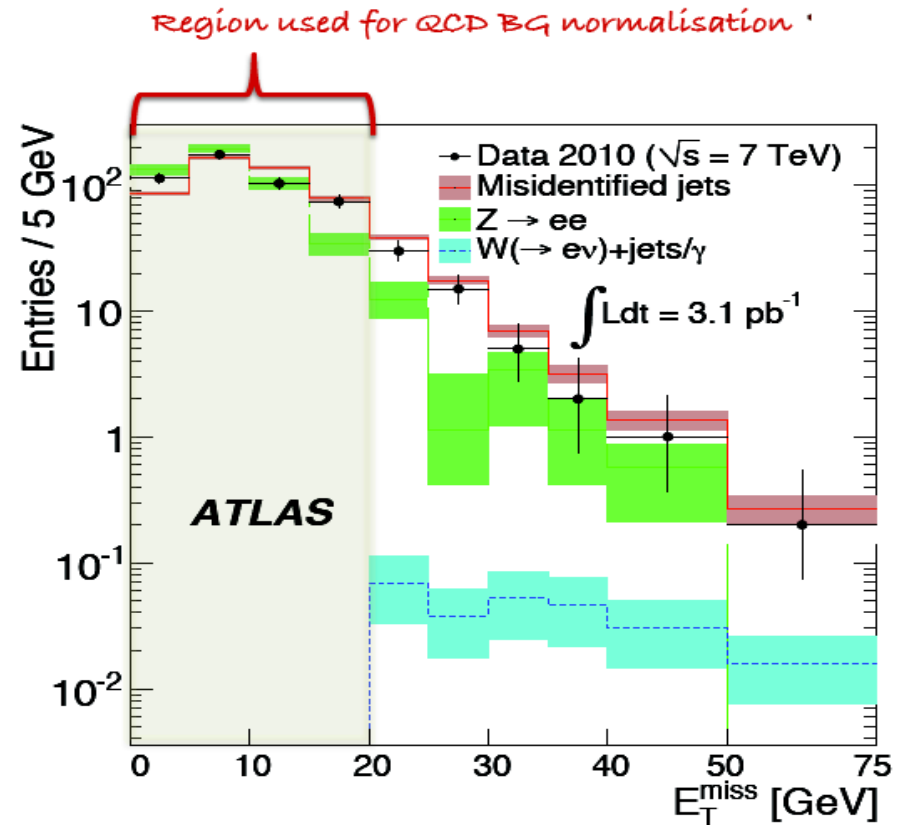
- $\geq 2$  isolated photons,  $E_T > 25$  GeV
- $|\eta| < 1.81$  (except  $1.37 < |\eta| < 1.52$ )



27

# Search for final states with $\gamma\gamma$ and EtMiss

- BGs (from data-driven methods):
- “QCD”:
- $\gamma\gamma$ ;  $\gamma$ +Jet, MultiJet (mis-ID)  
(MET due to instrumental resolution)
- Zee; mis-identified Jets samples used to **model EtMiss spectrum**; normalised in fit region
- $W_{\nu e}$  (with genuine EtMiss)
- Normalisation from W+ $\gamma$
- EtMiss shape from W+Jets
- **Flatter as function of EtMiss c.f. QCD** (significant contribution at high EtMiss)



arXiv:1012.4272 (submitted to PRL)

28

# Search for final states with $\gamma\gamma$ and $E_T^{\text{Miss}}$

- Signal Region:  
(Keep expected BG below 1 event)

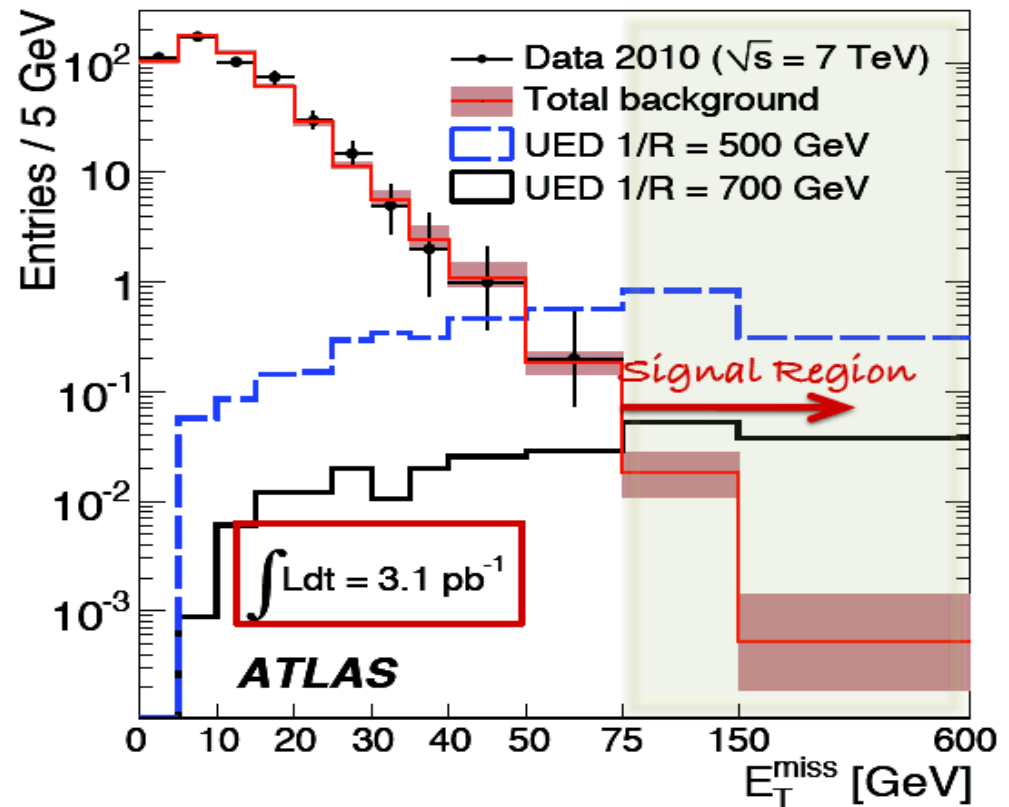
Data	SM expectation
0	$0.32 \pm 1.6$

- Good agreement with total BG prediction
- Set limit on UED production cross section
- ATLAS excludes (95% CL)

$$1/R < 728 \text{ GeV}$$

c.f. Tevatron exclusion:  $1/R < 477 \text{ GeV}$

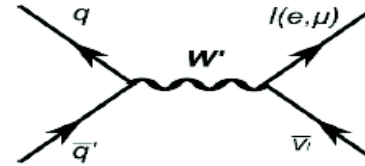
Do Coll., Phys Rev Lett, 105 (2010) 221802



arXiv:1012.4272 (submitted to PRL)

# Search for $W'$ with early ATLAS data

- Search for high mass states decaying to  $lv$  e.g. **heavy, charged gauge bosons** (common to many BSM models)
- **BenchMark Signal**: Sequential SM  $W'$
- Search for evidence of resonance in **transverse mass spectrum**



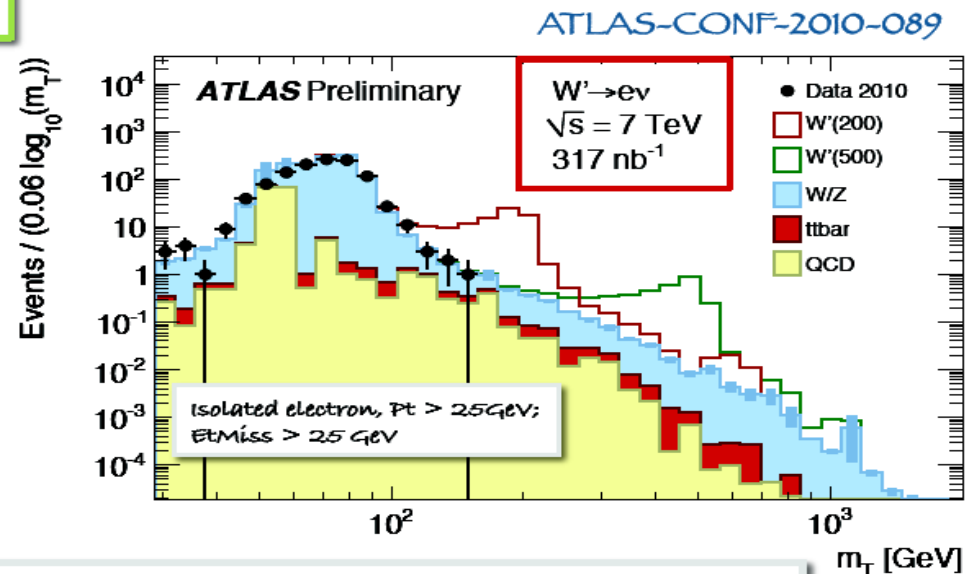
$$M_T = \sqrt{2 \cdot Pt \cdot EtMiss (1 - \cos\phi)}$$

- Good agreement with MC
- No evidence for existence of  $W'$
- $\rightarrow$  **set limit on SSM  $W'$  mass**
- Systematic uncertainties
- Luminosity, electron ID, BG estimation
- Using  $W'$  ( $\sigma \times BR$ ), ATLAS excludes:

$$M_{W'} > 465 \text{ GeV (95\% CL)}$$

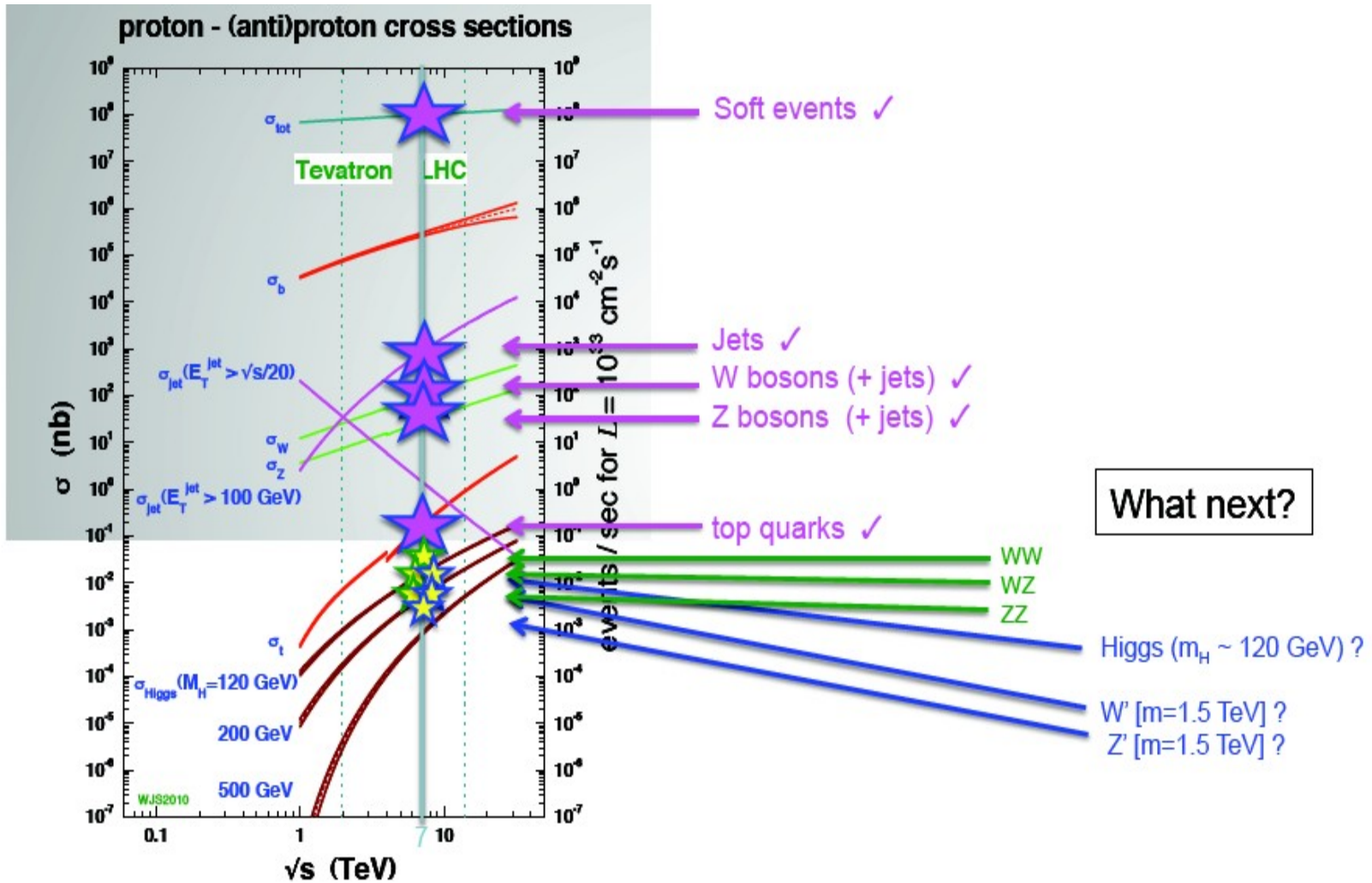
Current Tevatron limit:  $M_{W'} > 1.0 \text{ TeV}$

Do Coll. Phys Rev Lett 100 (2008) 031804



expect to exceed Tevatron limit with full 2010 statistics

# Summary on pp physics



# LHC Projections for 2011 *R Bailey LHCC Nov10*

## 2011: “reasonable” numbers

- **4 TeV (to be discussed at Chamonix)**
- 936 bunches (75 ns)
- 3 micron emittance
- $1.2 \times 10^{11}$  protons/bunch
- $\beta^* = 2.5$  m, nominal crossing angle

## 2011: Ultimate Reach

- **4 TeV**
- 1400 bunches (50 ns)
- 2.5 micron emittance
- $1.5 \times 10^{11}$  protons/bunch
- $\beta^* = 2.0$  m, nominal crossing angle

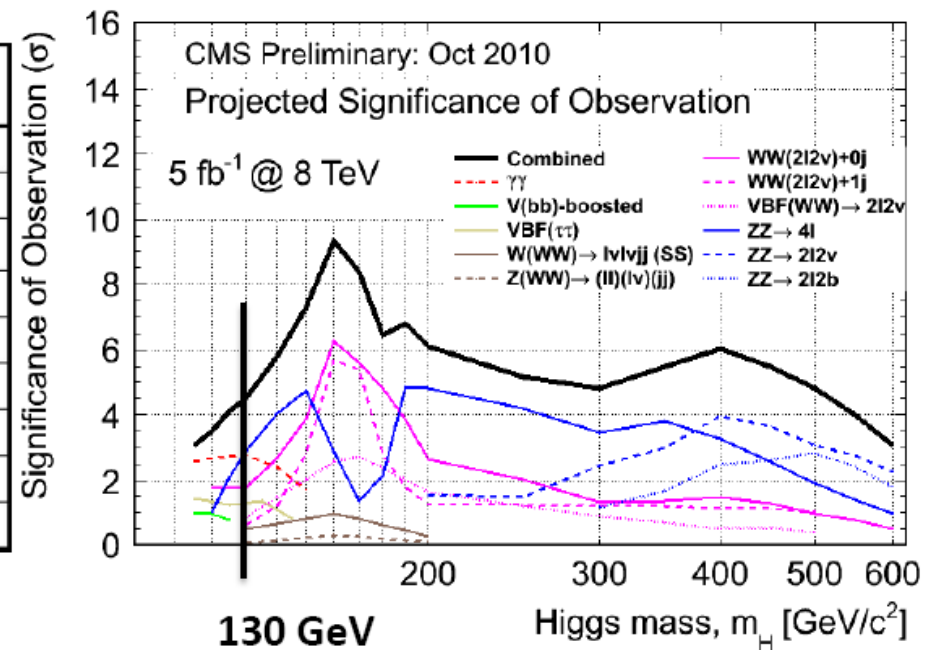
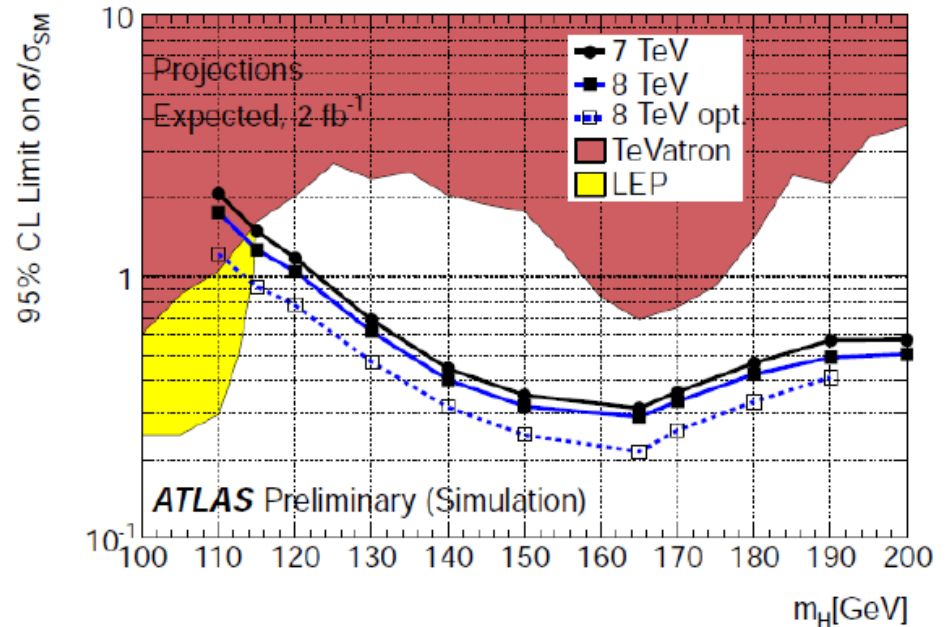
Peak luminosity	$6.4 \times 10^{32}$
Integrated per day	$11 \text{ pb}^{-1}$
200 days	<b><math>2.2 \text{ fb}^{-1}</math></b>
Stored energy	72 MJ

Peak luminosity	$2.2 \times 10^{33}$
Integrated per day	$38 \text{ pb}^{-1}$
200 days	<b><math>7.6 \text{ fb}^{-1}</math></b>
Stored energy	134 MJ



# ATLAS /CMS projections for SM Higgs boson exclusion and discovery

Channels included	Higgs mass range used in analyses (GeV)
$H \rightarrow \gamma\gamma$	115-150
VBF $H \rightarrow \tau\tau$	115-145
VH, $H \rightarrow bb$ (highly boosted)	115-125
VH, $H \rightarrow WW \rightarrow l\nu jj$	130-200
$H \rightarrow WW \rightarrow 2l2\nu + 0/1$ jets	120-600
VBF $H \rightarrow WW \rightarrow 2l2\nu$	130-500
$H \rightarrow ZZ \rightarrow 4l$	120-600
$H \rightarrow ZZ \rightarrow 2l2\nu$	200-600
$H \rightarrow ZZ \rightarrow 2l2b$	300-600



---

**To complete those lectures I have borrowed slides from conference talks of many people. THANKS to all of them!!!**

**I had great time following progress of the experimental measurements and observing like dreams are becoming a reality. I hope that, after those 14 lectures, you will continue following “physics at LHC” happening in the years 2011 and maybe also 2012.**

**We will restart very soon ..... But first.... watch out for decisions which will be taken at Chamonix in January 2011.**

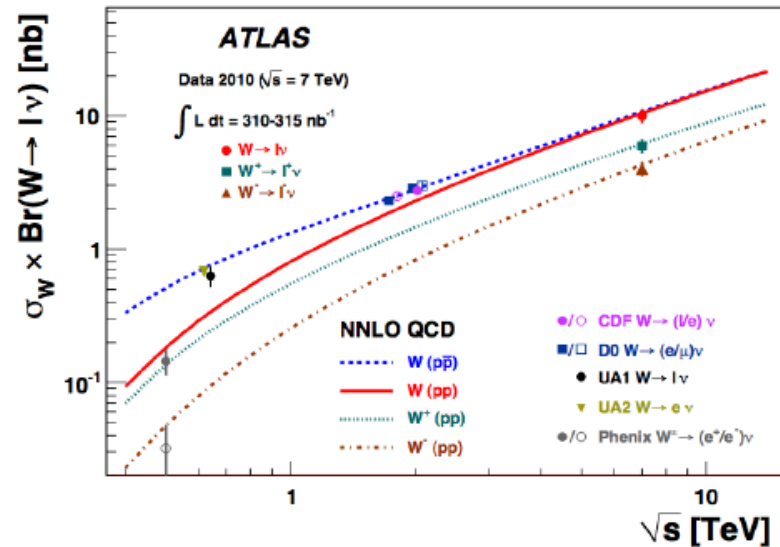
# Theoretical predictions

- ATLAS Central values from QCD NNLO calculations by FEWZ with ~5% systematic uncertainty (based on 90% CL, including PDF and  $\alpha_s$  uncertainties)

$$\begin{aligned}\sigma(W^+ \rightarrow \ell^+ \nu) &= 6.16 \pm 0.31 \text{ nb} \\ \sigma(W^- \rightarrow \ell^- \nu) &= 4.30 \pm 0.21 \text{ nb} \\ \sigma(W^\pm \rightarrow \ell^\pm \nu) &= 10.46 \pm 0.52 \text{ nb} \\ \sigma(Z(\gamma^*) \rightarrow \ell\ell) &= 0.964 \pm 0.048 \text{ nb} \quad (66 < M_{\ell\ell} < 116 \text{ GeV})\end{aligned}$$

<http://arxiv.org/pdf/1011.6259v1>

- PDF uncertainties: uncertainties of NLO and NNLO calculations from 68% CL error sets vary between  $\pm(1.6 - 2.0)\%$ 
  - Found to be about a factor of two larger using 90%CL error sets,
  - suggesting non-Gaussian distributions of the cross section variations.



- $\alpha_s$  value and its uncertainties
  - using MSTW2008 fits which include PDF sets with  $\alpha_s$  values corresponding to  $\pm 1\sigma$
  - 68% CL leads to 1.1%, 90% leads to 2.6% relative uncertainty
- Electroweak Radiative Corrections assumed to be negligible

# Methodology

- The production cross sections for the W and Z bosons times the branching ratios for decays into leptons can be expressed as

$$\sigma_{W(Z)}^{\text{tot}} \cdot BR(W(Z) \rightarrow \ell\nu (\ell\ell)) = \frac{N_{W(Z)}^{\text{sig}}}{A_{W(Z)} \cdot C_{W(Z)} \cdot L_{W(Z)}}$$

- $N^{\text{sig}}$  denote the numbers of background-subtracted signal events passing the selection criteria of the analyses in the W and Z channels
- $A_W$  and  $A_Z$  denote the acceptances for the W and Z-boson decays

$$A = \frac{N_{\text{Generated in Fiducial Region}}}{N_{\text{Generated}}^{\text{All}}}$$

- $C_W$  and  $C_Z$  denote the ratios between the total number of generated events which pass the final selection on reco. level and the number of generated events within the fiducial acceptance

$$C_W = \epsilon_{\text{event}}^W \cdot \alpha_{\text{reco}}^W \cdot \epsilon_{\text{lep}}^W \cdot \epsilon_{\text{trig}}^W$$

$$C_Z = \epsilon_{\text{event}}^Z \cdot \alpha_{\text{reco}}^Z \cdot (\epsilon_{\text{lep}}^Z)^2 \cdot [1 - (1 - \epsilon_{\text{trig}}^Z)^2]$$

- Remarks
  - Acceptance Factor A and detector effect correction factors C can be treated as independent factors
  - Theoretical uncertainties affect dominantly the factor A

# Theoretical uncertainties

- Acceptance correction factors extrapolate fiducial cross-sections to full cross-sections
  - Predicted by Monte Carlo event generators
  - Negligible impact on experimental factors  $C_W$  and  $C_Z$

MC	$A_{W^+}$ $W^+ \rightarrow e^+ \nu$	$A_{W^-}$ $W^- \rightarrow e^- \nu$	$A_W$ $W \rightarrow e \nu$	$A_Z$ $Z/\gamma^* \rightarrow e^+ e^-$	$A_W/A_Z$
PYTHIA MRST LO*	0.466	0.457	0.462	0.446	1.036
PYTHIA CTEQ6.6	0.479	0.458	0.471	0.455	1.035
PYTHIA HERAPDF1.0	0.477	0.461	0.470	0.451	1.042
MC@NLO HERAPDF1.0	0.475	0.454	0.465	0.440	1.057
MC@NLO CTEQ6.6	0.478	0.452	0.465	0.445	1.045
	$A_{W^+}$ $W^+ \rightarrow \mu^+ \nu$	$A_{W^-}$ $W^- \rightarrow \mu^- \nu$	$A_W$ $W \rightarrow \mu \nu$	$A_Z$ $Z/\gamma^* \rightarrow \mu^+ \mu^-$	$A_W/A_Z$
PYTHIA MRSTLO*	0.484	0.475	0.480	0.486	0.988
PYTHIA CTEQ6.6	0.499	0.477	0.490	0.496	0.987
PYTHIA HERAPDF1.0	0.496	0.479	0.489	0.492	0.994
MC@NLO HERAPDF1.0	0.494	0.472	0.483	0.479	1.008
MC@NLO CTEQ6.6	0.496	0.470	0.483	0.485	0.996

- Theoretical uncertainty within on PDF-Set (here CTEQ 6.6) in combination with the MC@NLO acceptance calculation
  - $\pm 1.0\%$  for  $W^+$
  - $\pm 1.8\%$  for  $W^-$
  - $\pm 1.6\%$  for  $Z/\gamma^*$
- Differences between different PDF-Sets (MRST LO\*, CTEQ 6.6 and HERAPDF)
  - $\pm 2.7\%$  for  $W^+$
  - $\pm 0.9\%$  for  $W^-$
  - $\pm 2.0\%$  for  $Z/\gamma^*$
- Uncertainties due to the modelling of W and Z production by comparing PYTHIA and MC@NLO with same PDF-Set
  - $\pm 0.4\%$  for  $W^+$
  - $\pm 1.4\%$  for  $W^-$
  - $\pm 2.3\%$  for  $Z/\gamma^*$

# Experimental uncertainties

- Current experimental uncertainties dominated by lepton identification
- Given the small statistics which was used for this measurement the current numbers are already impressively small
  - Expect large improvements for reprocessed data and full statistics

Parameter	$\delta C_W / C_W (\%)$	$\delta C_Z / C_Z (\%)$
Trigger efficiency	<0.2	<0.2
Material effects, reconstruction and identification	5.6	8.8
Energy scale and resolution	3.3	1.9
$E_T^{\text{miss}}$ scale and resolution	2.0	-
Problematic regions in the calorimeter	1.4	2.7
Pile-up	0.5	0.2
Charge misidentification	0.5	0.5
FSR modelling	0.3	0.3
Theoretical uncertainty (PDFs)	0.3	0.3
<b>Total uncertainty</b>	<b>7.0</b>	<b>9.4</b>

Parameter	$\delta C_W / C_W (\%)$	$\delta C_Z / C_Z (\%)$
Trigger efficiency	1.9	0.7
Reconstruction efficiency	2.5	5.0
Momentum scale	1.2	0.5
Momentum resolution	0.2	0.5
$E_T^{\text{miss}}$ scale and resolution	2.0	-
Isolation efficiency	1.0	2.0
Theoretical uncertainty (PDFs)	0.3	0.3
<b>Total uncertainty</b>	<b>4.0</b>	<b>5.5</b>

# Target precision for 2011

- Combining the experimental uncertainties on  $C_Z$  and the improved theoretical uncertainties on  $A$  lead to an estimated precision of **~2%** on the measured  $Z/\gamma^*$  cross-section
- Using measured cross-section to predict integrated luminosity requires the theoretical predicted cross-section
  - Using 68% confidence limit leads to a theoretical uncertainty of 2%
    - We know that this is too optimistic
  - Larger improvements expected when using LHC data to constrain PDFs
  - Lower bound on cross-section prediction given by renormalisation and factorisation scale uncertainties: 0.6-0.8%